



The School Board of Broward County, Florida

2016 – 2017

Annual Educational Equity Act Plan



Equal Educational Opportunities/ADA Compliance

600 Southeast Third Avenue, 14th Floor

Fort Lauderdale, FL 33301

Phone: (754) 321-2150 Fax: (754) 321-2714 TTY: (754) 321-2158

Website: <http://www.broward.k12.fl.us/eo>



**2016-2017
EDUCATIONAL EQUITY ACT PLAN**

The School Board of Broward County, Florida



Abby M. Freedman, Chair
Nora Rupert, Vice Chair

Robin Bartleman
Heather P. Brinkworth
Patricia Good
Donna P. Korn
Laurie Rich Levinson
Ann Murray
Dr. Rosalind Osgood

Robert W. Runcie
Superintendent of Schools

The School Board of Broward County, Florida, prohibits any policy or procedure which results in discrimination on the basis of age, color, disability, gender identity, gender expression, national origin, marital status, race, religion, sex, or sexual orientation. Individuals who wish to file a discrimination and/or harassment complaint, may call the Director, Equal Educational Opportunities/ADA Compliance at 754-321-2150 or Teletype Machine (TTY) at 754-321-2158.

Individuals with disabilities requesting accommodations under the Americans with Disabilities Act Amendments Act of 2008, (ADAAA) may call Equal Educational Opportunities/ADA Compliance at 754-321-2150 or Teletype Machine (TTY) at 754-321-2158.

TABLE OF CONTENTS

OVERVIEW

PART I

Modification of Procedural Requirements **1**

PART II

Incomplete Items or Pending Action **2-53**

PART III

Student Participation **54-64**

1. Grades 9-12, Advanced Placement (AP, IB,AICE))
2. Grades 10-12, Dual Enrollment (DE)
3. Grades 9-12, Level 3 (including AP, IB, AICE, DE, and Honors)

PART IV

Gender Equity in Athletics (Part A, B, C, D, E) **65-131**

- A. Compliance Verification Form
- B. Monitoring Forms (Interest & Abilities)
- C. Corrective Action Plans for 2017-2018
- D. Status Reports for 2016-2017

PART V

Employment Equity (Part A, B,) **132-138**

- A. Administrative & Instructional Positions
- B. Explanation of Ethnic and Gender Representation

PART VI

Single-Sex Schools and Classes (Part A, B, C, D, E) **139-149**

- A. Single-Sex Schools
- B. Single-Sex Classes
- C. Questions about Implementation of Title IX
- D. Notices sent to Parents
- E. Single-Sex Evaluation Verification Form

PART VII

Treatment of Pregnant and Parenting Students **150-155**

OVERVIEW
2016-2017 EDUCATIONAL EQUITY ACT PLAN
The School Board of Broward County, Florida

OVERVIEW

2016-2017 EDUCATIONAL EQUITY ACT PLAN The School Board of Broward County, Florida

The responsibilities of the Florida Department of Education, Office of Equal Educational Opportunity (OEEO) include compliance oversight of the Florida Educational Equity Act, Section 1000.05, Florida Statutes, and other federal and state legislation relating to equity in education.

The Florida Educational Equity Act (FEEA), and other federal and state legislation such as Title IX, Title VI, Title II (ADA), Section 504, prohibit discrimination on the basis of race, color, national origin, sex, disability, age or marital status against students and employees. The annual Educational Equity Update is a reporting tool that enables the OEEO to monitor and ensure adherence to provisions of the laws, and that educational resources are equitably distributed.

The FEEA became law in June 1984, and the Implementing Rules 6A-19.001 – 19.010 were adopted by the State Board of Education in February 1985. The Equity Act was amended in 1993 to mandate stronger monitoring and enforcement for gender equity in athletics and again in 2002 to clarify responsibilities for the K-20 education system. Rule 6A-19.004, Interscholastic, Intercollegiate, Club and Intramural Athletics, was amended in September 1994 to reflect the new monitoring and enforcement requirements.

For 2016-2017, Districts will continue to focus on increasing minority enrollment in Advanced Placement (AP), including International Baccalaureate (IB), and Advanced International Certification of Education (AICE), Dual Enrollment (DE), Honors and other Level 3 courses. The Districts should evaluate progress over the last five-year period, from 2012-13 to 2016-17. In addition, beginning with 2016-2017, Districts are required to report enrollment data for students identified as English Language Learners (ELL). The plan is divided into seven (7) parts and includes the following:

- I. Modification of Procedural Requirements
- II. Incomplete Items or Pending Action
- III. Student Participation - Evaluation of Methods and Strategies
- IV. Gender Equity in Athletics
- V. Employment Equity
- VI. Single-Sex Schools and Classes
- VII. Pregnant and Parenting Students

PART I

**2016-2017 EDUCATIONAL EQUITY ACT PLAN
Modification of Procedural Requirements**

PART I

2016-2017 EDUCATIONAL EQUITY ACT PLAN Modification of Procedural Requirements

As part of the 2016-2017 Annual Update, the District is required to submit a copy of current board approved policies and procedures for the following areas:

1. Policy of Nondiscrimination and Notification of Policy;
2. Policy of Equal Access to Boy Scouts of America;
3. Identification and Notification of Equity Coordinator(s);
4. Grievance or Complaint Procedure(s);
5. Harassment Policy;
6. AIDS/HIV Policy

Equity Coordinator
Wladimir G. Alvarez, Director
Equal Educational Opportunities/ADA Compliance
600 SE Third Avenue, 14th Floor
Fort Lauderdale, FL 33301
Phone: (754) 321-2150 Fax: (754) 321-2714
Email: wladimir.alvarez@browardschools.com

NO CHANGES

PART II

**2016-2017 EDUCATIONAL EQUITY ACT PLAN
Incomplete Items or Pending Action**

Part II
2016-2017 EDUCATIONAL EQUITY ACT PLAN
Incomplete Items or Pending Action

The 2016-2017 Monitoring Work Plan outlined several areas that needed to be updated, modified, or developed and submitted based on Compliance Review conducted during March 9-20, 2015. The areas are as follows:

1. Annual notices of nondiscrimination for Vocational Education Programs.
2. Guidance practices addressing underrepresentation in CTE Programs.
3. Section 504/ADA requirements for accessibility at district facilities.

**2016-2017 MONITORING WORK PLAN
BASED ON THE 2015-2016 FEEA UPDATES**

AGENCY: BROWARD COUNTY SCHOOL DISTRICT

PART II: INCOMPLETE ITEMS OR PENDING ACTIONS: ITEMS Identifies During Equity On-Site Review Conducted March 9-20, 2015:	Due Date	Person Contact	MONITORING RECORD: Include contact date and type, person contacted, materials review and evaluation
<p>II.B. The on-site team did not find evidence of compliance with the requirements for the annual notice of nondiscrimination. The district should take steps to disseminate the annual notice of nondiscrimination prior to the beginning of the school year in publications such as community bulletins or local newspapers that go out to the community, on the district's website, and/or in public service announcements through local media, as required by the 34C.F.R. part 100, Appendix B sIV.O (Guidelines). The notification should also include contact information for the equity coordinator(s). Methods and timelines for providing annual notice should be submitted to OEEQ; and copies of the notices should be submitted upon and/or publication.</p>	3/20/17	Director CTACE	<p>II.B. Incomplete: Response: Staff officially notified and reviewed websites and publications by the deadline of March 20, 2017 to ensure what vocational guidelines (sIV-O) were met. Samples has been collected and submitted by March 20, 2017. Additionally, CTACE distributes and promotes through district website and electronic newsletter that demonstrated participation by a variety of student groups. Furthermore, the district website and electronic newsletter are distributed and demonstrate the participation of different student groups.</p> <p>See Exhibit A</p>
<p>IV A. The on-site team found evidence of disproportionate enrollment for female students and students with disabilities in specific vocational programs. The district should examine its guidance counseling services to ensure that guidance advisement does not contribute to the disproportionate enrollment in programs. The strategies should be submitted to OEEQ, followed by evidence of implementation.</p>	3/20/17	Director CTACE	<p>IV.A. Incomplete: Response: The district has notified and oriented all vocational school sites and administrative staff on this issue. The district has created the following vehicles and strategies to enhance this awareness:</p> <p>Power Business Intelligence (PBI) - is a data system that demonstrates enrollment trends, completion of career technical programs and emphasizes nontraditional enrollment groups in high demand careers. Also, Socio Economic Status (SES) Bands are indicated to provide schools with student data that can assist in creating access for all programs.</p> <p>Recently, CTACE in conjunction with the Economic Workforce Boards of the county, hosted a 1,000 plus student event for students to participate in resume writing, job exploration, and networking. Over 50% of these students were minority and/or economically disadvantaged.</p> <p>The district has also been awarded the Out of School Youth Grant, Grow Your Own Future Grant, and Adults with Disabilities. These grants emphasize employability and access to post - secondary opportunities and job placement for students with economic and unique needs.</p>

EXHIBIT A

Media / Promotional Items Examples

Broward Technical Colleges - Web Site

Broward Community Schools - Web Site

Seagull Alternative High School - Web Site

Whispering Pines Center - Web Site

**Whispering Pines Center
Pages from January 2017 Newsletter**

CTACE

**Adult Education Program Flyer
Adult Education Family Literacy Week Flyer
Adults with Disabilities Flyer
Out-of-School Youth (OSY) Program Flyer**

Call Now
 1-754-321-5900

Take the Charge Out of Extra Credits

With programs that offer college credit hours towards an Associate's Degree, you'll be able to enroll today and earn transferable credits at no additional cost!




About BTEC
 Classroom
 Program Descriptions
 Apply to Apply
 Advisors
 News



Broward Technical Colleges

Printed Monday 3/13/17



Request Information
for Local Community Schools



At a Local
Community
School



Online
Classes



GED
Preparation



English
(ESOL)
Classes

Learn more, earn more!
 Earn your GED®/ High School Equivalency Diploma through Broward Community Schools.
NEW Secondary Sites Open at Palm Community School & Ft. Lauderdale Community School
[Click Here to Learn More](#)

Broward Community Schools

Online Classes
 Earn your GED/High School Equivalency Diploma from the comfort of your home. Flexible scheduling and instruction designed to fit your busy lifestyle.

At a Local Community School
 Earn your GED/High School Equivalency Diploma at one of our local community schools. Flexible scheduling and instruction designed to fit your busy lifestyle.

English (ESOL) Classes
 Earn your GED/High School Equivalency Diploma while improving your English skills. Flexible scheduling and instruction designed to fit your busy lifestyle.

Request Information
 Please only use email for inquiries.

Home | About Us | Contact Us | GED/High School Equivalency Diploma | English (ESOL) Classes | Request Information





Enter Search Term...

Submit

Solar Language

Home

Principal's Message

Assistant Principal's Message

Our School Calendar

BRACE

Be Right Back (Credit Recovery)

Children's Development Center

Forms

Guidance

Healthy Start

Adults with Abilities

Media Center

Social Services

Senior Class

Teen Parent Program

Parent Involvement

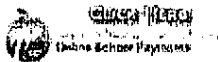
Partners in Education

Legislative Online Action Resources

Mandatory Reporting & Legal Notices

Privacy Notices

Portfolio/Gradebook




Polls


Have you checked your GPA in the past month?

- No, I forgot.
- Yes, you bet. I'm on top of everything.
- Thanks, I'll do it now.
- You bet!
- I'm still prioritizing.
- No, not yet.

Vote: Results



Soaring into Excellence



"Creating Generations of Educational Wealth"
2016 National Family Literacy Celebration



Broward Schools Latest News

Join Our Email List!

Subscribe to receive important announcements to your email.

Name

E-mail

Subscribe Unsubscribe

Upcoming Events

No Events

[View Full Calendar](#)

Events Calendar

March 2017						
S	M	T	W	T	F	S
			1	2	3	4
5	6	7	8	9	10	11
12	13	14	15	16	17	18
19	20	21	22	23	24	25
26	27	28	29	30	31	



Enter Search Term

Submit

Select Language: V

Home

Principal's Message

Assistant Principals Message

Our School Calendar

BRACE

Be Right Back (Credit Recovery)

Childcare Development Center

Forms

Guidance

Healthy Start

Adults with Abilities

Media Center

Social Services

Senior Class

Teen Parent Program

Parent Involvement

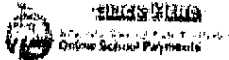
Partners in Education

Legislative Online Action Resource

Mandatory Reporting & Legal Notices

Privacy Notices

Pinnacles/Gradabook



Polls


Have you checked your GPA in the past month?

- No, I forgot.
- Yes, you bet. I'm on top of everything.
- Thanks, I'll do it now.
- You bet!
- I'm still prioritizing.
- No, not yet.

Vote Results



Soaring Into Excellence



"Creating Generations of Educational Wealth"

2018 National Family Literacy Celebration



Broward Schools Latest News

Join Our Email List!

Subscribe to receive important announcements to your email.

Name

E-mail

Subscribe Unsubscribe

Upcoming Events

No Events

[View Full Calendar](#)

Events Calendar

March 2017						
S	M	T	W	T	F	S
			1	2	3	4
5	6	7	8	9	10	11
	14	15	16	17	18	
20	21	22	23	24	25	
27	28	29	30	31		



- Enter Search Term
- Submit
- Select Language
- Home
- Principal's Message
- Assistant Principal's Message
- Our School Calendar
- Suggested School Supplies
- Media Center
- Cafeteria Information
- Parent Involvement
- Partners In Education
- School Activities
- Online Payments
- Mandatory Reporting & Legal Notices
- Legislative Online Action Resource
- Privacy Notices
- Code of Student Conduct
- Online School Payments



Broward Schools Latest News

Join Our Email List!
 Subscribe to receive important announcements to your email.
 Name _____
 E-mail _____
 Subscribe Unsubscribe

Upcoming Events

- Early release day
- Thu Mar 23 @ 8:00AM - 05:00PM
no school
- Fri Mar 24 @ 8:00AM - 05:00PM
no school
- Mon Apr 10 @ 8:00AM - 05:00PM
report cards issued
- Thu Apr 20 @ 8:00AM - 05:00PM
interim report issued
- Thu May 04 @ 8:00AM - 05:00PM
no school
- Mon May 29 @ 8:00AM - 05:00PM
- View Full Calendar

Newsflash

School Hours: 8:30am to 3:45pm
 Welcome we hope you and an enjoyable summer.
 First day of school is August 22nd 2016

2017 Multicultural Day

2017 WPS Multicultural Day

Microsoft Office Student Advantage

For as long as your child is a student of Broward County Public Schools your child is allowed to download Microsoft Office for free to be installed on a home computer. Please click the link below for directions on how to install and activate Microsoft Word.

Microsoft Student Advantage

Events Calendar

March 2017						
S	M	T	W	T	F	S
			1	2	3	4
	5	7	8	9	10	11
	13	14	15	16	17	18
	19	20	21	22	23	24
	26	27	28	29	30	31

Polls

What do you think of our new website?

- It Rocks!
- It's pretty good.
- It needs more information.
- It doesn't work for me.

Vote Results

AdvancEd Survey

Dear Parent/Guardian,
 Broward County Public Schools District and all of its schools are engaged in an ongoing continuous improvement process, of which all stakeholders are an integral part.

Whispering Pines School is using the AdvancED Parent Survey as a means to elicit your opinions to



Go Panthers



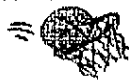
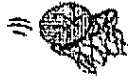
On January 11, 2017, the Whispering Pines (Panthers) were ecstatic while on their way to Cross Creek School (CC) to play their first basketball game for the season. There was a feeling of sadness because this would also be the last game that Caleb, one of WPS top players, would be playing for our team. Team spirits were both high and low. WPS had to win! We just had to win! The team arrived at Cross Creek and started warming up, getting to know their new teammates for the year. The team felt more than ready to win the game and show Cross Creek the teams skills and sportmanship. The Panthers starting five were Joey, Nate, Malcolm, Kenny and Caleb. Cross Creek made a few points before Joey made the Panthers two pointer of the game. The Panthers team made fantastic passes to each other, but at the end of the first half WPS was still down by 5 points. In the second half, the pressure was on to bring the Panthers points over Cross Creek. The team used each of Cross Creek's mistakes to their advantage, and not long into the half, the Panthers caught up to the score to 21-20. The Panthers continued to be aggressive, keeping the ball moving; and with great teamwork and strength, each member brought the Panthers to a 36-31 win over Cross Creek.



hospit up

News
By Chara M.

Class of
2017



College Financial Aid

Upcoming Events

Federal Student Aid
AN OFFICE OF THE U.S. DEPARTMENT OF EDUCATION

PROUD SPONSOR OF
IN AMERICAN MIND®

Free Application for Federal Student Aid

FAFSA

Register | Register

Get help paying for college

Submit your Free Application for Federal Student Aid (FAFSA)

New to the FAFSA? **Start A New FAFSA**

Returning User? **Login**

- Make a correction
- Add a school
- View your Student Aid Report (SAR), and more

Feb Black History Month
 Feb 2 Take Your daughters/sons to work
 Feb 16 Girl Power 10:30-1:30
 Boy Power 10:30-1:30

Feb 29 Multicultural Day & Early Release Day
 *WPS is excited to announce our annual Multicultural Day! Over the years the students and the staff have found this to be an enriching experience where every classroom participate's in sharing a country's culture, food, and interesting facts. Parents, families and caretakers are invited to join their child on this exciting day! More information will be sent home.

Dr. Martin Luther King Jr. Day!



Martin Luther King Day is a Federal Holiday held on the third Monday of January. It celebrates the life and achievements of Martin Luther King Jr., an influential American civil rights leader. He is most well-known for his campaigns to end racism and racial segregation on public transportation and and for racial equality in the United States. It is a day to promote equal rights for all Americans, regardless of their racial backgrounds.

Why I celebrate Dr. Martin Luther King Jr. Day?




I celebrate Reverend Martin Luther King Jr. day because he was a very self less man and an activist who sacrificed his life for what he believed was right. Dr. King was a very brave man who protested across the dangerous southern states that wanted this "trouble maker" and "radical" silenced forever! Dr. King taught through his speeches that all human beings deserved to be treated equal and with respect. I celebrate Dr. Martin Luther King Jr. Day to show my appreciation and respect for Dr. King's contributions to the Civil Rights movements to ensure that Americans from all backgrounds were treated with fairness and respect. By Terrance H.

Ready to Get Started?

Broward County Public Schools has several exciting Adult Education Opportunities.

- ABE – Adult Basic Education
- GED® – General Education Development
- ESOL – English Speakers of Other Languages
- Adult High School
- Out of School Youth Program
- Workforce Development



learn, play, lead

For more information call 754-321-8400
or visit <http://academics.browardschools.com/etace>.

The School Board of Broward County, Florida, hereby certifies that this document is true and correct. It is hereby certified that the information contained herein is true and correct. The School Board of Broward County, Florida, is not responsible for the content of this document.

Adult Education



Adult Education and Family Literacy Week

September 26th, 2016 -
October 1st, 2016

What's happening in Adult Education?

- **Out-of-School Youth Program:**
- **CareerSource Broward Grant**

- **Facilitators from Career, Technical, Adult, and Community Education provide assistance in:**
 - **Curriculum & Training**
 - **GED Academy**
 - **TABE Academy**
 - **Spark3000**
 - **GED Scholarships**

- **Professional Development:**
 - **MyCareerShines**
 - **TABE**
 - **Spark3000**
 - **CASAS**
 - **IPDAE**
 - **Train the Trainer**
 - **Parent Presentations for K - 12 Schools**

- **Upcoming Opportunities:**
 - **COABE (Commission on Adult Basic Education) Conference, April 2-5, 2017, Orlando, FL**

- **Adults With Disabilities:**
 - **Whispering Pines**
 - **Seagull Alternative School**

For more
information,
please contact:

ADULT EDUCATION:
TODAY'S MAGIC FOR
TOMORROW'S DREAMS!

ARE YOU AN ADULT LEARNER WITH A DISABILITY?



What you should know
 Persons with disabilities are entitled to accommodations in the classroom and test setting. The school may request records that provide information about learners' needs.

Continuing Adult and Community Education

For Information and assistance:

Contact: _____

Phone: _____

Office Hours: _____

The School Board of Broward County, Florida • Ruben Rodriguez • Heather P. Blakesworth • Abby M. Friedman • Patricia Good • Danny R. Hoke • Leticia Rich Leticia • Ann Murray • Dr. Jennifer Thomas • Maria Pizarro • Robert W. Thomas, Superintendent of Schools

The State of Florida is an Equal Opportunity State. Any person who provides information to the State of Florida shall not be discriminated against on the basis of race, color, ethnicity, gender, marital status, sexual orientation, religion, age, disability, or any other characteristic. The Florida Department of Education is an Equal Opportunity Employer. Complaints should be filed with the Florida Department of Education, 1901 North Broward Boulevard, Fort Lauderdale, Florida 33305. Telephone: 754-351-2125 or 1-800-352-7777. TDD: 754-351-2125. For more information regarding accommodations under the Americans with Disabilities Act, see Accommodations Act at 2010. (ADA) may call Local Authorities Opportunity USA Complaints Department at 754-351-2125 or 1-800-352-7777. TDD: 754-351-2125. 01/2010/000000000000

¿Usted es un estudiante adulto con una discapacidad?



LO QUE USTED DEBE SABER
 Las personas con discapacidades tienen derecho de tener acomodaciones en el salón de clase y en el ambiente para los exámenes. La escuela podrá pedir records que provean información acerca de las necesidades del estudiante.

Características de Atención y Acomodación

Para información y ayuda comuníquese con:

Nombre: _____

Teléfono: _____

Horas de Oficina: _____

The State of Colorado, Office of the State Superintendent of Education, 1400 Sherman Street, Denver, CO 80202. Phone: (303) 739-3000. Fax: (303) 739-3001. Website: www.sde.state.co.us. This document is available in Spanish. For more information, contact the Office of the State Superintendent of Education, 1400 Sherman Street, Denver, CO 80202. Phone: (303) 739-3000. Fax: (303) 739-3001. Website: www.sde.state.co.us.

YON LÈV GRANMOUN AK YON ANDIKAP



Sa ou dwe konnen
 Moun ki gen andikap andwa jwenn fasilite/adaptasyon nan
 salèklas ak nan kote lòt gran tes. Lèkol la ka reklame
 dosye ki foun ransèyman sou jan ou kapab aprann.


Carroll County Board of Special Education

Pou ransèyman ak asistans:

Kontak: _____

Telefòn: _____

Lè biwo: _____

 The School Board of Carroll County, MD, consists of: Chairman - Stephen P. Brinkley; Members - Mary M. Freedman, Patricia Sarno, Norma P. Kinn, Linda Rich Leffers, and Marilyn D. Brown. Board Office: 10000 Carroll County Administration Center, P.O. Box 10000, Carroll County, MD 21912. Telephone: (301) 327-2100. Fax: (301) 327-2101. Website: www.carrollcountymd.gov. Board Office: 10000 Carroll County Administration Center, P.O. Box 10000, Carroll County, MD 21912. Telephone: (301) 327-2100. Fax: (301) 327-2101. Website: www.carrollcountymd.gov.



CTACE

Learn, Play, Lead



Established 1915


BROWARD

County Public Schools

EXCITING GRANT OPPORTUNITIES

Out-of-School Youth Program

GET YOUR GED FOR FREE!



REQUIREMENTS FOR ELIGIBLE STUDENTS:

- *MUST BE ENROLLED IN A GED PROGRAM
- *MUST BE ABLE TO WORK IN THE UNITED STATES
- *MUST BE BETWEEN THE AGES OF 16-24

BENEFITS:

- *FREE GED TUITION
- *FREE GED TESTING
- *\$100.00 AWARD FOR PASSING GED
- *MONTHLY TRANSPORTATION ASSISTANCE
- *ONE-TIME CLOTHING ASSISTANCE
- *ACADEMIC / JOB COACHING
- *PAID WORK EXPERIENCE

CALL NOW! 754-321-0442

**2016-2017 MONITORING WORK PLAN
BASED ON THE 2015-2016 FEAA UPDATES**

AGENCY: BROWARD COUNTY SCHOOL DISTRICT

Description of Agency needed or Clarification Needed	Due Date	Person Contact	MONITORING RECORD: include contact date and type, person contacted, materials review and evaluation
<p>V.A. the on-site team found evidence of noncompliance with the Section 504/ADA requirements for accessibility at some of the district's facilities. The district should implement corrective actions to address all the accessibility issues identified by the onsite team, as well as maintain accessible features for its facilities, in compliance with Title II: Subpart D, the corrective action plan, including expected dates of completion and person(s) responsible, should be submitted to OEE0. Upon completion of corrective actions, the district should submit work orders, photographs or other evidence that accessibility has been provided.</p>	<p>3/20/17</p>	<p>Shelley Meloni Angei Aviles</p>	<p>V. Incomplete. The district submitted a status report of corrective actions for facilities; however, the district did not submit verification that any items have been completed. <u>The district must submit the completed work orders or photos for the facilities or explain why they have not been completed, along with a set completion dates and measures that are in place to ensure accessibility until the work is completed. The district should submit the completed work orders or photo evidence to show that corrective actions have been completed, or an explanation of why have not been completed, to OEE0 by March 20, 2017.</u> See Exhibit B</p>

EXHIBIT B

**BROWARD COUNTY SCHOOL DISTRICT (NORTH REGION)
CORRECTIVE ACTIONS FOR FACILITY ACCESSIBILITY
MARCH 2017 PROJECTS STATUS REPORT**

Facility Name	Area of Noncompliance	Suggested Corrective Action	Specific Corrective Action That Will Be Implemented	Timeline & Verification for Completion	Project Status as March, 2017	Temporary Measures Being Taken to Ensure Accessibility Until work is completed
Broward County District Office	The accessible parking spaces in the parking garage do not have access aisles, as required 1991 Standards 4.5.3	The District should provide access aisles, minimum of 60 inches wide, for the accessible spaces, in compliance with 2010 Standards 502.3.	The accessible parking spaces located at the top floor of the parking garage building will be re-stripes to include access aisles in compliance with Section 502.3 of the 2012 Florida Accessibility Code For Building Construction. The project's plans have been completed and transmitted to Physical Plant Operations Department for cost estimating. Once the cost estimate and schedule are determined, the information will be brought forward through the District's Annual Capital Budget process for funding.	Projected time of completion and verification will be 6 months after Board approval of the funding, expected to be by September 2017.	Programming/ Funding Request	In addition to the accessible parking spaces on the top floor, there are accessible parking spaces available on each floor of the parking garage. These are the parking spaces, where most of the people with physically disabilities who come to work or do business at the District's main office building, park their cars. The District will designate some of the existing accessible parking spaces on the top floor as access aisles, during the time it takes to retrofit them for ADA compliance.
Broward County District Office	The automatic doors to the pre-function room (133) were inoperable at the time of the on-site review.	Automatic doors are not required, but the District must maintain accessible features in compliance with 28 C.F.R 35.133 (Title II)	The power assisted door closer system will be repaired and tested to confirm that it is working properly.	The Physical Plant Operations Department completed the repair on 3/15/2016 under work order ADD1006. [See attached video titled "KCW Door Operator"]	Completed	N/A
Atlantic High School/Technical College	Both entrances to the Cafeteria have 3-1/2 inch thresholds that make the Cafeteria inaccessible to persons with limited mobility.	The District should configure the approach to the doors to provide an accessible threshold in compliance with the 2010 Standards 404.2.5.	Due to the 1.5" interior/exterior floor level differential, the only way to provide an accessible threshold in the Cafeteria would be to replace the existing double doors with a single 36" wide door and a side lite. This will have to be submitted to the Building Department for approval before starting the design. The Office of Facilities & Construction is currently working with the District's Construction Program Controls Manager in the development of the project's construction cost estimate and completion timeline to bring it forward through the District's Annual Capital Budget process to request funding for the project.	Projected time of completion and verification will be 10 months after Board approval of the funding, expected to be by September 2017.	Programming	Presently, individuals using wheelchairs who are having a difficult time navigating the doors threshold to access the cafeteria are being assisted either by the students or the cafeteria staff.

**BROWARD COUNTY SCHOOL DISTRICT (NORTH REGION)
CORRECTIVE ACTIONS FOR FACILITY ACCESSIBILITY
MARCH 2017 PROJECTS STATUS REPORT**

Facility Name	Area of Noncompliance	Suggested Corrective Action	Specific Corrective Action That Will Be Implemented	Timeline & Verification for Completion	Project Status as March, 2017	Temporary Measures being Taken to Ensure Accessibility Until work is completed
Blanche Ely High School	There is no accessible route to the stage in the Gymnasium (a pre-1977 facility)	The District should provide an accessible route to the stage in compliance with the 2010 Standards 206, or implement plans to ensure that programs or activities that are conducted on the stage are readily accessible, as required by as required by Section 504; Subpart C.	The District has recently started the design of a project (P-001646) whose scope of work includes the installation of two vertical wheelchair lifts to provide an accessible route to the stage in the Gymnasium. The project is being funded through the General Obligation Bond/STEM Program Renovations. The Office of Facilities & Construction is working with the with the Architecture firm assigned to the project, to accelerate this portion of the work.	Projected time of completion and verification will be 14 months.	Programming/ Design	Presently, individuals who use wheelchairs that come to view the basketball games or to participate in events held at the gym are directed to a fully accessible entrance located on the north side of the gymnasium. This side entrance provides direct access to the bleachers and basketball court level.
Coconut Creek High School	Two spaces in front of the school and two spaces in front of the auditorium do not have access aisles, as required by 1991 Standards 4.6.3	Access aisles, 60 inches wide minimum, should be provided for these parking spaces, in compliance with 2010 Standards 502.3.	The two accessible parking spaces in the parking lot in front of the school and the two in front of the auditorium will be reconfigured to provide an access aisle. Additionally, a new concrete ramp will be built to provide pedestrian access to the Auditorium's main entrance. The project's plans have been completed and transmitted to the Physical Plan Operations Department for cost estimating. Once the cost estimate and schedule are determined, the information will be brought forward through the District's Annual Capital Budget process for funding.	Projected time of completion and verification will be 12 months after Board approval of the funding, expected to be by September 2017.	Programming/ Funding Request	At each of the parking lots, the District will reserve two (2) of the regular parking spaces adjacent to the parking spaces being renovated to be used as access aisles.
Coconut Creek High School	Two restrooms (106 and 156) are identified with the international symbol of accessibility, but they do not have grab bars, as required by 1991 Standards 4.16.4.	The District should install grab bars, in compliance with 2010 Standards 604.8.2.3.	These two restrooms are not ADA compliant, therefore their signs will be replaced with regular signage not displaying the international symbol of accessibility. Additionally, the District will install new signage directing persons to the accessible boys and girls group restrooms located on the same floor.	The Physical Plant Operations Department completed the work on 7/27/2015 under work order A001014. See attached pictures (Exhibits A1, A2 & A3)	Completed	N/A

**BROWARD COUNTY SCHOOL DISTRICT (NORTH REGION)
CORRECTIVE ACTIONS FOR FACILITY ACCESSIBILITY
MARCH 2017 PROJECTS STATUS REPORT**

Facility Name	Area of Noncompliance	Suggested Corrective Action	Specific Corrective Action That Will Be Implemented	Timeline & Verification for Completion	Project Status as March, 2017	Temporary Measures being Taken to Ensure Accessibility Until work is completed
Coconut Creek High School	The Auditorium has no wheelchair accessible spaces and only two designated aisles seats with folding armrests, which do not meet the requirements of 1991 Standards 4.1.3(19)(a)	The District should provide at least eight wheelchair spaces in the Auditorium, in compliance with 2010 Standards 221.2.1.1 and 802.1, and provide for at least five percent of the aisle seats to have folding or removable armrests, in compliance with 2010 Standards 221.4 and 802.4	The District will provide eight wheelchair spaces in the Auditorium to comply with Sections 221.4 and 802.4 of the 2012 Florida Accessibility Code for Building Construction. The corrective action is being funded through the school's General Obligation Bond/SMART Program Renovations project no. P-0012753. The Office of Facilities & Construction is working with the Architecture firm assigned to the project, to accelerate this portion of the work.	Projected time of completion and verification will be 15 months	Programming/ Design	Individuals who use wheelchairs are being placed either in front of the first row of seats facing the stage or behind the last row of seats by the auditorium main entrances. Folding chairs will be available to provide companion seating.
Coral Park Elementary School	There are approximately 145 parking space at the school; however, there are only three accessible parking spaces in front of Building 4.	The District should provide at least five accessible parking spaces with access aisles. In compliance with 2010 Standards 208 and 502.	There are a total of 127 regular parking spaces in the school's three parking lots. Since the school has a single point of entry, all accessible parking spaces will remain in the main parking lot located on the south side of the school. The District will relocate the three existing accessible parking spaces in front of Building #4 closer to the main entry of the school in Building #1 and provide two additional accessible parking spaces along with ramps and walkways to comply with Sections 208 and 502 of the 2012 Florida Accessibility Code for Building Construction. The project's plans have been completed and transmitted to Physical Plan Operations Department for cost estimating. Once the cost estimate and schedule are determined, the information will be brought forward through the District's Annual Capital Budget process for funding.	Projected time of completion and verification will be 8 months after Board approval of the funding, expected to be by September 2017.	Programming/ Funding Request	The District will reserve three (3) regular parking spaces in the main parking lot to be used as two (2) accessible parking spaces and one (1) as an access aisle.

**BROWARD COUNTY SCHOOL DISTRICT (NORTH REGION)
CORRECTIVE ACTIONS FOR FACILITY ACCESSIBILITY
MARCH 2017 PROJECTS STATUS REPORT**

Facility Name	Area of Noncompliance	Suggested Corrective Action	Specific Corrective Action That Will Be Implemented	Timeline & Verification for Completion	Project Status as March, 2017	Temporary Measures being Taken to Ensure Accessibility Until work is completed
Coral Springs High School	There is no accessible route to the accessible seating area in the baseball field - it is blocked by the bleachers - or to the bleachers area at the softball field, as required by 1991 Standards 4.3.2.	The District should provide accessible routes to the accessible seating at the baseball and softball fields, in compliance with 2010 Standards 206.2 and 402	The District plans to, 1) Reconfigure the access to the Baseball field to provide an accessible route to the bleachers accessible seating area, and 2) Provide an accessible route connecting the Softball field with the rest of the school to comply with Sections 206.2 and 402 of the 2010 Florida Accessibility Code for Building Construction. The project's plans have been completed and transmitted to Physical Plan Operations Department for cost estimating. Once the cost estimate and schedule are determined, the information will be brought forward through the District's Annual Capital Budget process for funding.	Projected time of completion and verification will be 8 months after Board approval of the funding, expected to be by September 2017.	Programming/ Funding Request	Spectators who use wheelchairs are being transported in golf carts to the bleachers area in both fields. Folding chairs will be available to provide companion seating.
Coral Springs High School	The toilet stalls in the boy's locker room (a pre-1977 facility) are identified by the international symbol of accessibility, but there are no grab bars and the door clearance is only 22 inches.	There are other accessible restrooms in the building so the district should remove the international symbol of accessibility from the inaccessible restrooms, or signage should be installed in the inaccessible restrooms directing persons to the accessible restrooms, in compliance with the 2010 Standards 216.8 and 216.3	The District will have to encumber funds to renovate the restroom to provide an accessible toilet stall. The Office of Facilities & Construction is currently working with the District's Construction Program Controls Manager in the development of the project's construction cost estimate and completion timeline to bring it forward through the District's Annual Capital Budget process to request funding for the project.	Projected time of completion and verification will be 8 months after Board approval of the funding, expected to be by September 2017.	Programming	The District will remove a water closet and reconfigure the toilet stall partitions to create a temporary accessible stall.

**BROWARD COUNTY SCHOOL DISTRICT (NORTH REGION)
CORRECTIVE ACTIONS FOR FACILITY ACCESSIBILITY
MARCH 2017 PROJECTS STATUS REPORT**

Facility Name	Area of Noncompliance	Suggested Corrective Action	Specific Corrective Action That Will Be Implemented	Timeline & Verification for Completion	Project Status as of March 2017	Temporary Measures being Taken to Ensure Accessibility Until work is completed
Coral Springs High School	The showers in the boys' and girls' locker rooms (pre-1997 facilities) have a 3-inch thresholds, which make them inaccessible to persons with limited mobility.	School staff reported that the showers were not being used. However, if the District provides showers for use, they must be made accessible, in compliance with 2010 Standards 608, and the approach configured to provide an accessible threshold in compliance with 2010 Standards 404.2.5.	The District will have to encumber funds to retrofit the showers in the boys' and girls' locker rooms with an accessible shower stall and ramp. The Office of Facilities & Construction is currently working with the District's Construction Program Controls Manager in the development of the project's construction cost estimate and completion timeline to bring it forward through the District's Annual Capital Budget process to request funding for the project.	Projected time of completion and verification will be 12 months after Board approval of the funding, expected to be by September 2017.	Programming/ Design	It was confirmed by the PE Teachers that none of the students enrolled in the physical education classes use the showers in the girls' and boys' locker rooms. Currently, there are no students in wheelchairs enrolled in PE classes, however if one were to enroll in a PE class the District will install temporary ramps to provide access to the showers.
Coral Springs Middle School	The girls' restroom 104 and boys' restroom 105 (in a pre-1977 facility) are identified as accessible, but there are no grab bars behind the toilet.	The grab bars should be installed behind the toilet, in compliance with 2010 Standards 604.5.2.	The District will install a 42 inch long side-wall grab bar on both sides of the ambulatory accessible compartment in the boys group restrooms (105) and the girls group restroom (104) to comply with Section 604.8.2.3 of the 2012 Florida Accessibility Code for Building Construction.	Physical Plant Operations Department completed the work on 2/3/2016 under work order A000999.1. See attached pictures (Exhibits B1 & B2)	Completed	N/A
Coral Springs Middle School	At the time of the review, the chair lift for the Cafeteria state was inoperable.	The school should implement procedures to maintain the lift and ensure ready access to programs and activities that are conducted on the stage, as required by 28 C.F.R. 35.133 (Title II).	Wheelchair lift will be repaired and tested to confirm that it is working properly.	The Physical Plant Operations Department completed the work on 5/2/2016 under work order A001011. (See attached video titled "Coral Springs Middle Lift")	Completed	N/A
Coral Springs Middle School	The accessible female and male restrooms (rooms 223 and 224) are not identified with the international symbol of accessibility as required by 1991 Standards 4.1.2(7)(d).	Signage identifying the accessible restrooms with the international symbol of accessibility should be installed, in compliance with 2010 Standards 216.8 and 703.	The District will install accessible signage on both group restrooms displaying the international symbol of accessibility to comply with Sections 216.8 and 703 of the 2012 Florida Accessibility Code of Building Construction.	The Physical Plant Operations Department completed the repair on 3/15/2016 under work order A000992. See attached pictures (Exhibits B3 & B4)	Completed	N/A

**BROWARD COUNTY SCHOOL DISTRICT (NORTH REGION)
CORRECTIVE ACTIONS FOR FACILITY ACCESSIBILITY
MARCH 2017 PROJECTS STATUS REPORT**

Facility Name	Area of Noncompliance	Suggested Corrective Action	Specific Corrective Action That Will Be Implemented	Timeline & Verification for Completion	Project Status as March, 2017	Temporary Measures being Taken to Ensure Accessibility Until work is completed
Crystal Lake Middle School	Two of the accessible restrooms (190 and 191) are not identified as accessible, as required by 1991 Standards 4.1.2(7)(d).	The District should identify the restrooms with the international symbol of accessibility, in compliance with 2010 Standards 216.8 and 703.	The District will install accessible signage on both group restrooms displaying the International Symbol of Accessibility to comply with Sections 216.8 and 703 of the 2012 Florida Accessibility Code of Building Construction.	The Physical Plant Operations Department completed the work on 2/2/2016 under work order A000994. See attached pictures (Exhibits C1 & C2)	Completed	N/A
Crystal Lake Middle School	The boys' restroom (799-CT) is identified as accessible, but there are no grab bars in the accessible toilet stall, which are required by 1991 Standards 4.16.4.	The District should install the grab bars, in compliance with 2010 Standards 604.8.2.3.	The District will install a 42 inch long side-wall grab bar on both sides of the ambulatory accessible compartment in the boys group restroom (799-CT) to comply with Section 604.8.2.3 of the 2012 Florida Accessibility Code of Building Construction.	The Physical Plant Operations Department completed the work on 2/2/2016 under work order A000993. See attached pictures (Exhibit C3)	Completed	N/A
Deerfield Beach High school	At the time of the review, the chair lift at the football field was inoperable.	The District should ensure that the chair lift is maintained in working order so that it is accessible to and usable by those people it is intended to benefit, in compliance with 2010 Standards 410.1	Wheelchair lift will be repaired and tested to confirm that it is working properly.	The Physical Plant Operations Department completed the work on July 2016 under work order A001007.	Completed	N/A
Deerfield Beach High school	There are no accessible restrooms at the baseball and softball field, as required by ANSI Standards 5.6.	The District should provide accessible restrooms at the baseball and softball fields that are identified with the universal symbol of accessibility, in compliance with 2010 Standards 604, 605 and 703.7	Concerning the issue of not having accessible restrooms in the softball field, the school will make available the accessible restrooms in Building #17 to the students and the public. This building (constructed in 2011), which house the restrooms for the home and visitor football teams along with a concession stand and a tickets booth, is fully accessible and it is in close proximity to both the football field and softball field. The restrooms that currently serve the baseball field are located in portable 150T. The portable has a boys and girls group restrooms, but none of them has an accessible stall. The District will have to encumber funds to retrofit each restroom with an accessible toilet stall to comply with the 2010 Standards. The Office of Facilities & Construction is currently working with the District's Construction Program Controls Manager in the development of the project's construction cost estimate and completion timeline to bring it forward through the District's Annual Capital Budget process.	Projected time of completion and verification will be 12 months after Board approval of the funding, expected to be by September 2017.	Programming/ Design	Spectators who use wheelchairs and require the use of a restrooms will be transported in golf carts to the nearest accessible restrooms located in Building #8 (Swimming Pool Building).

**BROWARD COUNTY SCHOOL DISTRICT (NORTH REGION)
CORRECTIVE ACTIONS FOR FACILITY ACCESSIBILITY
MARCH 2017 PROJECTS STATUS REPORT**

Facility Name	Area of Noncompliance	Suggested Corrective Action	Specific Corrective Action That Will Be Implemented	Timeline & Verification for Completion	Project Status as March, 2017	Temporary Measures being Taken to Ensure Accessibility Until work is completed
Deerfield Beach High school	The female and male restrooms (rooms 206 and 261) located in the gym have no grab bars behind the toilets, as required by 1991 Standards 4.17.6; and they are not identified as accessible, as required by 1991 Standards 4.30.7.	The District should install grab bars in accessible stalls, in compliance with 2010 Standards 604.5.2.3, and signage with the international symbol of accessibility, in compliance with 2010 Standards 703.7	The female and male restrooms (rooms 206 and 261) are located in the school receiving/custodial area and they are meant to be used by the custodial staff only. The restrooms were built in 1969 and since they are not accessible, no grab bars, nor the installation of accessible signage is required. The District will provide access to an accessible restroom, should a physically disabled employee working in the custodial area requests a reasonable accommodation under Title I of the ADA. Currently, there is no physically disabled employee working as a custodian. The District will provide access to an accessible restroom, should a physically disabled employee working in the custodial area requests a reasonable accommodation under Title I of the ADA.	N/A	No Action Required	N/A
Deerfield Beach High school	The female and male gang restrooms located outside the gym are not accessible; the door clearances are 30 inches, not 32 inches as required by ANSI Standards 5.3.1.	The District should install doors with a clearance of at least 32 inches, in compliance with 2010 Standards 404.2.3.	The District will encumber funds to renovate the boys' group restroom (302) and the girls' group restroom (303) to comply with the 2010 ADA Standards. Since the renovation of the school's restrooms for ADA compliance under the General Obligation Bond is scheduled to happen in 2019. The Office of Facilities & Construction is currently working with the District's Construction Program Controls Manager in the development of the project's construction cost estimate and completion timeline to bring it forward through the District's Annual Capital Budget process to request funding for the project.	Projected time of completion and verification will be 13 months after Board approval of the funding, expected to be by September 2017.	Programming	The District will remove a water closet and reconfigure the toilet stall partitions to create a temporary accessible stall in a boys' and a girls' group restrooms located near restrooms 302 and 303. Additionally, directional signage will be installed at group restrooms 302 and 303 directing people to the restrooms being modified for ADA compliance.
Deerfield Beach High school	The main office (a pre-1977 facility) female and male restrooms (rooms 102K and 102J) do not have grab bars behind the toilets, as required by 1991 Standards 4.16.4.	The grab bars should be installed behind the toilets, in compliance with 2010 Standards 604.5.2.	The men and women staff restrooms (rooms 102K and 102J) located in the school administration office are not accessible. Since these restrooms are used by staff and the general public, the District will encumber funds to renovate them to comply with the 2010 ADA Standards. Since the renovation of the school's restrooms for ADA compliance under the General Obligation Bond is scheduled to happen in 2019. The Office of Facilities & Construction is currently working with the District's Construction Program Controls Manager in the development of the project's construction cost estimate and completion timeline to bring it forward through the District's Annual Capital Budget process to request funding for the project.	Projected time of completion and verification will be 13 months after Board approval of the funding, expected to be by September 2017.	Programming	The District will install signage at staff restrooms 102K and 102J directing people to the accessible group restrooms 143 and 131.

**BROWARD COUNTY SCHOOL DISTRICT (NORTH REGION)
CORRECTIVE ACTIONS FOR FACILITY ACCESSIBILITY
MARCH 2017 PROJECTS STATUS REPORT**

Facility Name	Area of Noncompliance	Suggested Corrective Action	Specific Corrective Action That Will Be Implemented	Timeline & Verification for Completion	Project Status as March, 2017	Temporary Measures Being Taken to Ensure Accessibility Until work is completed
Deerfield Beach High School	The accessible restrooms located in the Media Center are not identified with the international symbol of accessibility, as required by 1991 Standards 4.30.7.	The District should install signage with the international symbol of accessibility and signage directing persons to the accessible restrooms, in compliance with 2010 Standards 216.8 and 703.	The men (149) and women (150) restrooms in the Media Center were inspected and found to have signage displaying the international symbol of accessibility in compliance with Sections 216.8 and 703 of the 2012 Florida Accessibility Code of Building Construction.	Signage was found to be ADA compliant. No further action required	No Action Required	N/A
Deerfield Beach High School	Restrooms located at the pool had a door clearance of only 28 inches, not 32 inches wide as required by ANSI 5.3.1.	The District should provide a door with at least 32 inches clearance, as required by 2010 Standards 404.2.3.	Both the boys and girls group restrooms entry doors were measured and found the clearance to be 32" as required by Section 404.2.3 of the 2012 Florida Accessibility Code for Building Construction.	Doors were found to be ADA compliant. No further action required	No Action Required	N/A
Forest Glen Middle School	The School parking lots have 119 spaces, but there are only four parking spaces identified as accessible.	The District should provide at least five accessible parking spaces with access aisles of the required size, in compliance with 2010 Standards 208.2 and 502.3.	The area of the parking where the existing four accessible parking spaces are located will be rebuilt to provide an additional accessible parking space and aisle to comply with Sections 208.2 and 502.3 of the 2012 Florida Accessibility Code for Building Construction. The project's plans have been completed and transmitted to Physical Plan Operations Department for cost estimating. Once the cost estimate and schedule are determined, the information will be brought forward through the District's Annual Capital Budget process for funding.	Projected time of completion and verification will be 13 months after Board approval of the funding, expected to be by September 2017.	Programming/ Funding Request	The District will designate two (2) of the accessible existing parking spaces as access aisles for the remaining two (2) accessible spaces. Additionally, three (3) regular parking spaces in the school main parking lot will be reserved to be used as two (2) accessible parking spaces and one (1) as an access aisle.
Marjory Stoneman Douglas High School	The four accessible parking spaces in front of the school have no access aisles, as required by the 2010 Standards 502.3.	The District should provide two access aisles at least 60 inches wide minimum, in compliance with 2010 Standards 502.3	The parking lot will be reconfigured to provide an access aisle to the four accessible parking spaces in compliance with Section 502.3 of the 2012 Florida Accessibility Code for Building Construction Standard. The project's plans have been completed and transmitted to Physical Plan Operations Department for cost estimating. Once the cost estimate and schedule are determined, the information will be brought forward through the District's Annual Capital Budget process for funding.	Projected time of completion and verification will be 8 months after Board approval of the funding, expected to be by September 2017.	Programming/ Funding Request	Two (2) regular parking spaces adjacent to the two (2) existing parking spaces will be designated as access aisles.

**BROWARD COUNTY SCHOOL DISTRICT (NORTH REGION)
CORRECTIVE ACTIONS FOR FACILITY ACCESSIBILITY
MARCH 2017 PROJECTS STATUS REPORT**

Facility Name	Area of Noncompliance	Suggested Corrective Action	Specific Corrective Action That Will Be Implemented	Timing & Verification for Completion	Project Status as March, 2017	Temporary Measures being Taken to Ensure Accessibility Until work is completed
Marjory Stoneman Douglas High School	There is no accessible route to the softball field, as required by 2010 Standards 206.2.2 and 402	The District should provide an accessible route connecting the softball field to the other school facilities, in compliance with 2010 Standards 206.2 and 402	The District will extend the existing accessible route that connects the Baseball Field to the rest of the school to the Softball Field facility to comply with Sections 206.2 and Chapter 402 of the 2012 Florida Accessibility Code for Building Construction. The project's plans have been completed and transmitted to Physical Plant Operations Department for cost estimating. Once the cost estimate and schedule are determined, the information will be brought forward through the District's Annual Capital Budget process for funding.	Projected time of completion and verification will be 8 months after Board approval of the funding, expected to be by September 2017.	Programming	Spectators who use wheelchairs will be transported in golf carts to the softball field bleachers area for them to watch the games. Folding chairs will be available to provide companion seating.
Pompano Beach High School	At the time of the visit, the chair lift inside the Gym was inoperable.	The school should implement procedures to maintain the lift and ensure ready access to programs and activities that are conducted on the stage, as required by 28 C.F.R. 35.133 and Chapter 6.	On 09/22/2015, the wheelchair lift was tested and it was found to be in perfect working condition.	Wheelchair lift was found to be in perfect working condition. No further action required	No Action Required	N/A
Pompano Beach High School	There are no accessible boys' and girls' restrooms at the football field.	The District should provide accessible restrooms, in compliance with 2010 Standards 213.1 and Chapter 6.	The District will have to encumber funds for the design and renovation of Building #18, located in the football field to provide accessible boys and girls group restrooms. The Office of Facilities & Construction is currently working with the District's Construction Program Controls Manager in the development of the project's construction cost estimate and completion timeline to bring it forward through the District's Annual Capital Budget process to request funding for the project.	Projected time of completion and verification will be 12 months after Board approval of the funding, expected to be by September 2017.	Programming/ Design	Spectators who use wheelchairs and require to use a restrooms will be transported in golf carts to the nearest accessible restrooms located in the Gymnasium (Building #4)
Pompano Beach Middle School	Not all the restrooms in the school are accessible, however, the accessible restrooms (170 and 171) are not identified with the international symbol of accessibility, as required by 1991 Standards 4.1.2(7)(d)	The District should install signage identifying the accessible restroom with the international symbol of accessibility, in compliance with 2010 Standards 216.8 and 703.	The District will install signage on both group restrooms displaying the international symbol of accessibility to comply with Sections 216.8 and 703 of the 2012 Florida Accessibility Code of Building Construction.	The Physical Plant Operations Department completed the work on 2/2/2016 under work order A000995. See attached pictures (Exhibits D1 & D2)	Completed	N/A

**BROWARD COUNTY SCHOOL DISTRICT (NORTH REGION)
CORRECTIVE ACTIONS FOR FACILITY ACCESSIBILITY
MARCH 2017 PROJECTS STATUS REPORT**

Facility Name	Area of Noncompliance	Suggested Corrective Action	Specific Corrective Action That Will Be Implemented	Timeline & Verification for Completion	Project Status as March, 2017	Temporary Measures being Taken to Ensure Accessibility Until work is completed
Silver Lakes Middle School	There are 120 parking spaces, but there are only three accessible parking spaces as they do not have access aisles, as required by 2010 Standard 502.	The District should provide at least five accessible spaces with the access aisles, in compliance with 2010 Standards 404.2.5 and 502.	The parking lot in front of the school will be reconfigured to provide five accessible parking spaces with access aisles per Sections 208 and 502 of the 2012 Florida Accessibility Code for Building Construction. The project's plans have been completed and transmitted to Physical Plan Operations Department for cost estimating. Once the cost estimate and schedule are determined, the information will be brought forward through the District's Annual Capital Budget process for funding.	Projected time of completion and verification will be 6 months after Board approval of the funding, expected to be by September 2017.	Programming/ Funding Request	Four (4) regular parking spaces in the school main parking lot will be reserved to be used as accessible parking spaces and access aisles.
Silver Lakes Middle School	The doorway to the teachers' planning room (111) has a 1-3/4 threshold which requires abrupt changes in levels and not a 1/2 inch threshold, as required by ANSI 5.3.3.	The District should provide an accessible entrance, in compliance with 2010 Standards 404.2.5 and 405.	There are two doors to access the teachers' planning room (111) and one of them has a 1/2 inch threshold. The District will post a sign on the inaccessible door directing people with disabilities to the accessible door.	The Physical Plant Operations Department completed the work on 9/20/2016 under work order Work Order A001013. See attached pictures (Exhibits E1 & E2)	Completed	N/A
Silver Lakes Middle School	Two accessible restrooms (205 and 206) are not identified as accessible	The District should identify the restrooms with the international symbol of accessibility, in compliance with 2010 Standards 216.8 and 703.	The District will install signage on both group restrooms displaying the International symbol of accessibility to comply with Sections 216.8 and 703 of the 2012 Florida Accessibility Code of Building Construction.	The Physical Plant Operations Department completed the work on 5/17/2016 under work order A001004. See attached pictures (Exhibit F1)	Completed	N/A
Silver Lakes Middle School	The hinge on the accessible toilet stall in the girl's locker room is broken, blocking access	The District should repair the stall door to provide at least 32 inch clearance, in compliance with 2010 Standards 404.2.3 and 604.8.2.2.	The accessible toilet stall door hinges will be replaced and a new self-closing mechanism will be installed to comply with Sections 404.2.3 and 604.8.2.2 of the 2012 Florida Accessibility Code for Building Construction.	The Physical Plant Operations Department completed the work on 8/3/2016 under work order A001003. See attached pictures (Exhibit G1)	Completed	N/A
Tamarac Elementary School	The accessible parking spaces in front of the school share an access aisles that is only 36 inches wide.	The District should restripe the accessible spaces to provide an access aisle at least 60 inches wide, in compliance with 2010 Standards 502.3	The parking lot in front of school main building will be reconfigured to provide an access aisle to the two existing accessible parking spaces in compliance with Section 502.3 of the 2012 Florida Accessibility Code for Building Construction. The project's plans have been completed and transmitted to Physical Plan Operations Department for cost estimating. Once the cost estimate and schedule are determined, the information will be brought forward through the District's Annual Capital Budget process for funding.	Projected time of completion and verification will be 6 months after Board approval of the funding, expected to be by September 2017.	Programming/ Funding Request	Two (2) regular parking spaces adjacent to the two (2) existing parking spaces being renovated for ADA compliance will be designated as access aisles.


**BROWARD COUNTY SCHOOL DISTRICT (NORTH REGION)
CORRECTIVE ACTIONS FOR FACILITY ACCESSIBILITY
MARCH 2017 PROJECTS STATUS REPORT**

Facility Name	Area of Noncompliance	Suggested Corrective Action	Specific Corrective Action That Will Be Implemented	Timeline & Verification for Completion	Project Status as March, 2017	Temporary Measures Being Taken to Ensure Accessibility Until work is completed
Tamarac Elementary School	At the time of the on-site review, the platform lift to the Cafeteria stage was Inoperable	The District must maintain the lift to provide access to the stage, in compliance with 28 C.F.R. 35.133 (Title II)	On 09/28/2015, the wheelchair lift was tested and it was found to be in perfect working condition.	Wheelchair Lift was found to be in perfect working condition. No further action required	No Action Required	N/A
Westchester Elementary School	The accessible parking space in front of the school does not have an access aisle.	The District should restrict the accessible space to include an access aisle, in compliance with 2010 Standards 502.3	The parking lot in front of the school will be reconfigured to provide three parking spaces with access aisles and a new curb ramp to comply with Table 208.2 and Section 502.3 of the 2012 Florida Accessibility Code For Building Construction. The project's plans have been completed and transmitted to Physical Plan Operations Department for cost estimating. Once the cost estimate and schedule are determined, the information will be brought forward through the District's Annual Capital Budget process for funding.	Projected time of completion and verification will be 8 months after Board approval of the funding, expected to be by September 2017.	Programming/ Funding Request	Four (4) regular parking spaces in the school main parking lot will be reserved to be used as accessible parking spaces and access aisles.
Westchester Elementary School	There is no accessible route to the back basketball courts, as required by 1991 Standards 4.3.2.	The District should provide an accessible route connecting the basketball courts to other facilities, in compliance with 2011 Standards 206.2.2 and 402.	The District will connect the basketball courts an adjacent concrete walkway to provide an accessible route to the rest of the school campus to comply with Sections 206.2 and Chapter 402 of the 2012 Florida Accessibility Code for Building Construction.	The Physical Plant Operations Department completed the work on 12/2/2016 under work order A000997. See attached pictures (Exhibit H1)	Completed	N/A
Westchester Elementary School	The restrooms the pre-1977 Building 1 are not accessible. However, there is no signage directing persons to accessible restrooms in Building 2 and 3	Directional signage at the inaccessible restrooms should be installed, in compliance with 2010 Standards 216.8 and 703.	The District will install directional signage at the inaccessible restrooms in Building #1 directing people to accessible restrooms in Building #7.	The Physical Plant Operations Department completed the work on 01/30/2017 under work order A001029. See attached pictures (Exhibit I1)	Completed	N/A

**BROWARD COUNTY SCHOOL DISTRICT (NORTH REGION)
CORRECTIVE ACTIONS FOR FACILITY ACCESSIBILITY
MARCH 2017 PROJECTS STATUS REPORT**

Facility Name	Area of Noncompliance	Suggested Corrective Action	Specific Corrective Action That Will Be Implemented	Timeline & Verification for Completion	Project Status as March, 2017	Temporary Measures being Taken to Ensure Accessibility Until work is completed
Westglade Middle School	There are 260 parking spaces in the parking lots; however, there are only six accessible parking spaces.	The District should provide at least seven accessible parking spaces, in compliance with 2010 Standards 208.2 and 502.	The school has two parking lots. The West Parking Lot has a total of 200 regular parking spaces and 6 accessible parking spaces. The East Parking Lot has a total of 63 regular parking spaces and 2 accessible parking spaces. The District is going to reconfigure the West Parking Lot to provide 2 additional accessible parking spaces for a total of 8 and the East Parking Lot to provide 1 additional accessible parking space for a total of 3 to comply with Table 208.2 of the 2012 Florida Accessibility Code for Building Construction. The project's plans have been completed and transmitted to Physical Plan Operations Department for cost estimating. Once the cost estimate and schedule are determined, the information will be brought forward through the District's Annual Capital Budget process for funding.	Projected time of completion and verification will be 8 months after Board approval of the funding, expected to be by September 2017.	Programming/ Funding Request	Three (3) regular parking spaces in the school main parking lot will be reserved to be used as two (2) accessible parking spaces and one (1) as an access aisle.
Westglade Middle School	There is no accessible route to the school's track, as required by 1991 Standards 4.3.2.	The District should provide an accessible route connecting the track to the other school facilities, in compliance with 2010 Standards 206.2 and 402.	The District is going to build a concrete walkway to connect the school's track to the adjacent basketball courts to create a continuous accessible route to the rest of the school campus to comply with Sections 206.2 and Chapter 402 of the 2012 Florida Accessibility Code for Building Construction.	The Physical Plan Operations Department completed the work on 1/9/2017 under work order A000996. See attached pictures (Exhibit 11)	Completed	N/A

Non compliant restroom identified with Accessibility symbol



New directional signage leading people to accessible restrooms





EXHIBIT NO. A-1	SCHOOL DISTRICT	THE SCHOOL BOARD OF BROWARD COUNTY
	FACILITY NAME	COCONUT CREEK HS
	AREA OF NONCOMPLIANCE	Two restrooms (106 and 105) are identified with the international symbol of accessibility, but they do not have grab bars, as required by 1991 Standards 4.16.4

Non compliant restroom identified with Accessibility symbol



New directional signage leading people to accessible restrooms





EXHIBIT NO. A-2	SCHOOL DISTRICT	THE SCHOOL BOARD OF BROWARD COUNTY
	FACILITY NAME	COCONUT CREEK HS
	AREA OF NONCOMPLIANCE	Two restrooms (106 and 166) are identified with the International symbol of accessibility, but they do not have grab bars, as required by 1991 Standards 4.16.4

New directional signage leading people to accessible restrooms



New directional signage leading people to accessible restrooms






EXHIBIT NO. A-3	SCHOOL DISTRICT	THE SCHOOL BOARD OF BROWARD COUNTY
	FACILITY NAME	COCONUT CREEK HS
	AREA OF NONCOMPLIANCE	Two restrooms (106 and 166) are identified with the International symbol of accessibility, but they do not have grab bars, as required by 1991 Standards 4.16.4

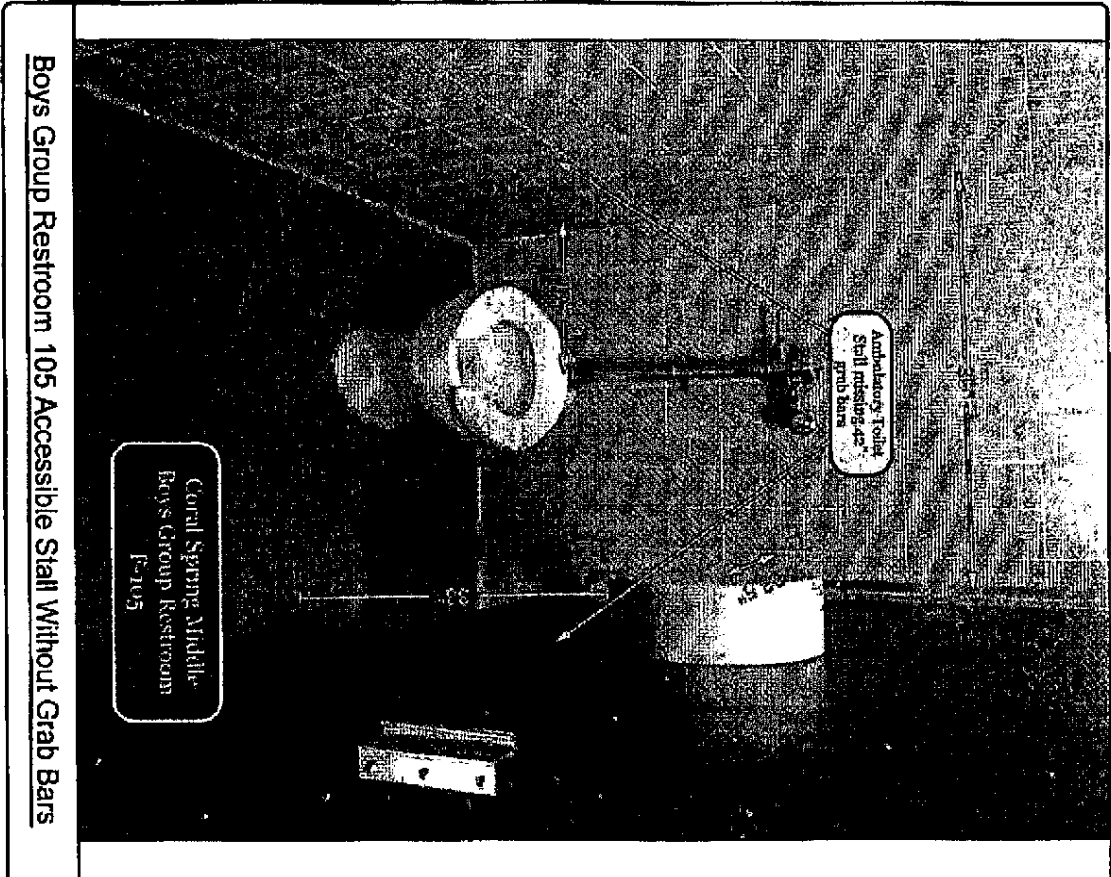
Girls Group Restroom 104 Accessible Stall Without Grab Bars




Girls Group Restroom 104 Accessible Stall Grab Bars Installed



B1	SCHOOL DISTRICT	THE SCHOOL BOARD OF BROWARD COUNTY
	FACILITY NAME	CORAL SPRINGS MIDDLE SCHOOL
	AREA OF NONCOMPLIANCE	THE GIRLS' RESTROOM 104 IS IDENTIFIED AS ACCESSIBLE, BUT THERE ARE NO GRAB BARS BEHIND THE TOILET




Boys Group Restroom 105 Accessible Stall Without Grab Bars




Boys Group Restroom 105 Accessible Stall with Grab Bars Installed

B2	SCHOOL DISTRICT	THE SCHOOL BOARD OF BROWARD COUNTY
	FACILITY NAME	CORAL SPRINGS MIDDLE SCHOOL
	AREA OF NONCOMPLIANCE	THE BOYS' RESTROOM 105 IS IDENTIFIED AS ACCESSIBLE, BUT THERE ARE NO GRAB BARS BEHIND THE TOILET




Girls Group Restroom 223 without Accessible Signage




Girls Group Restroom 223 with New Accessible Sign

EXHIBIT NO. B3	SCHOOL DISTRICT	THE SCHOOL BOARD OF BROWARD COUNTY
	FACILITY NAME	CORAL SPRINGS MIDDLE SCHOOL
	AREA OF NONCOMPLIANCE	THE ACCESSIBLE FEMALE RESTROOM 223 IS NOT IDENTIFIED WITH THE INTERNATIONAL SYMBOL OF ACCESSIBILITY AS REQUIRED BY 1991 STANDARDS 4.1.1(7)(d)




Boys Group Restroom 224 without Accessible Signage




Boys Group Restroom 224 with New Accessible Sign

EXHIBIT NO. B4	SCHOOL DISTRICT	THE SCHOOL BOARD OF BROWARD COUNTY
	FACILITY NAME	CORAL SPRINGS MIDDLE SCHOOL
	AREA OF NONCOMPLIANCE	THE ACCESSIBLE FEMALE RESTROOM 224 IS NOT IDENTIFIED WITH THE INTERNATIONAL SYMBOL OF ACCESSIBILITY AS REQUIRED BY 1991 STANDARDS 4.1.1(7)(d)




Girls Group Restroom 190 without Accessible Signage



Girls Group Restroom 190 with New Accessible Sign

EXHIBIT NO. C1	SCHOOL DISTRICT	THE SCHOOL BOARD OF BROWARD COUNTY
	FACILITY NAME	CRYSTAL LAKE MIDDLE SCHOOL
	AREA OF NONCOMPLIANCE	THE ACCESSIBLE RESTROOM 190 IS NOT IDENTIFIED AS ACCESSIBLE AS REQUIRED BY 1991 STANDARDS 4.1.1(7)(d)

Boys Group Restroom 191 without Accessible Signage



Boys Group Restroom 191 with New Accessible Sign






EXHIBIT NO. C2	SCHOOL DISTRICT	THE SCHOOL BOARD OF BROWARD COUNTY
	FACILITY NAME	CRYSTAL LAKE MIDDLE SCHOOL
	AREA OF NONCOMPLIANCE	THE ACCESSIBLE RESTROOM 191 IS NOT IDENTIFIED AS ACCESSIBLE AS REQUIRED BY 1991 STANDARDS 4.1.1(7)(d)



Boys Group Restroom 799-CT Accessible Stall without Grab Bars



Crystal Lake MS
Boys Group Restroom
(799-CT)
Ambulatory Staff



Boys Group Restroom 799-CT Accessible Stall with Grab Bars

Crystal Lake Middle
Boys Group Restroom (799-CT)
Ambulatory Staff


C3	SCHOOL DISTRICT	THE SCHOOL BOARD OF BROWARD COUNTY
	FACILITY NAME	CRYSTAL LAKE MIDDLE SCHOOL
	AREA OF NONCOMPLIANCE	THE BOYS RESTROOM (799-CT) IS IDENTIFIED AS ACCESSIBLE, BUT THERE ARE NO GRAB BARS IN THE ACCESSIBLE TOILET STALL, WHICH ARE REQUIRED BY 1991 STANDARDS 4.16.4.




Girls Group Restroom 170 without Accessible Signage

Girls Group Restroom 170 with New Accessible Sign

EXHIBIT NO. D1	SCHOOL DISTRICT	THE SCHOOL BOARD OF BROWARD COUNTY
	FACILITY NAME	POMPAÑO BEACH MIDDLE SCHOOL
	AREA OF NONCOMPLIANCE	NOT ALL RESTROOMS IN THE SCHOOL ARE ACCESSIBLE, HOWEVER, THE ACCESSIBLE RESTROOM 170 IS NOT IDENTIFIED WITH THE INTERNATIONAL SYMBOL OF ACCESSIBILITY, AS REQUIRED BY 1991 STANDARDS 4.1.2(7)(D)




Boys Group Restroom 171 without Accessible Signage



Boys Group Restroom 171 with New Accessible Sign

EXHIBIT NO. D2	SCHOOL DISTRICT	THE SCHOOL BOARD OF BROWARD COUNTY
	FACILITY NAME	POMPAÑO BEACH MIDDLE SCHOOL
	AREA OF NONCOMPLIANCE	NOT ALL RESTROOMS IN THE SCHOOL ARE ACCESSIBLE, HOWEVER, THE ACCESSIBLE RESTROOM 171 IS NOT IDENTIFIED WITH THE INTERNATIONAL SYMBOL OF ACCESSIBILITY, AS REQUIRED BY 1991 STANDARDS 4.1.2(7)(D)

New directional sign to be installed directing to accessible entrance



New directional sign for accessible entrance






EXHIBIT NO. E-1	SCHOOL DISTRICT	THE SCHOOL BOARD OF BROWARD COUNTY
	FACILITY NAME	SILVER LAKES MIDDLE SCHOOL
	AREA OF NONCOMPLIANCE	Doorway to the teachers planning room is not accessible




Accessible entrance needs directional signage



New directional sign for accessible entrance

EXHIBIT NO. E-2	SCHOOL DISTRICT	THE SCHOOL BOARD OF BROWARD COUNTY
	FACILITY NAME	SILVER LAKES MIDDLE SCHOOL
	AREA OF NONCOMPLIANCE	Doorway to the teachers planning room is not accessible

Boys Group Restroom 206 permanent room identification sign



Girls Group Restroom 205 permanent room identification sign





EXHIBIT NO. F-1	SCHOOL DISTRICT	THE SCHOOL BOARD OF BROWARD COUNTY
	FACILITY NAME	SILVER LAKES MIDDLE SCHOOL
	AREA OF NONCOMPLIANCE	TWO ACCESSIBLE RESTROOMS (205 AND 206) ARE NOT IDENTIFIED AS ACCESSIBLE

Hinges on the accessible toilet stall are broken. To be replaced



Hinges have been replaced




EXHIBIT NO. G-1	SCHOOL DISTRICT	THE SCHOOL BOARD OF BROWARD COUNTY
	FACILITY NAME	SILVER LAKES MIDDLE SCHOOL
	AREA OF NONCOMPLIANCE	HINGE FOR ACCESSIBLE OILET STALL F-324 B IS BROKEN , BLOCKING ACCESS







EXHIBIT NO. H-1	SCHOOL DISTRICT	THE SCHOOL BOARD OF BROWARD COUNTY
	FACILITY NAME	WESTCHESTER ELEMENTARY
	AREA OF NONCOMPLIANCE	THERE IS NO ACCESSIBLE ROUTE TO THE BACK BASKETBALL COURTS, AS REQUIRED BY 1991 STANDARDS 3.2.




New directional signage at inaccessible restroom



New signage directing people to accessible restrooms

EXHIBIT NO. 1-2	SCHOOL DISTRICT	THE SCHOOL BOARD OF BROWARD COUNTY
	FACILITY NAME	WESTCHESTER ELEMENTARY
	AREA OF NONCOMPLIANCE	The restrooms at the pre-1977 Building 1 are not accessible. However, there is no signage directing persons to accessible restrooms in Building 2 and 3

No accessible route to the school's track



New concrete walkway to connect the school's track to the adjacent basketball court




EXHIBIT NO. J-1	SCHOOL DISTRICT	THE SCHOOL BOARD OF BROWARD COUNTY
	FACILITY NAME	WESTGLADES MIDDLE
	AREA OF NONCOMPLIANCE	THERE IS NO ACCESSIBLE ROUTE TO THE SCHOOL'S TRACK, AS REQUIRED BY 1991 STANDARDS 4.3.2

PART III

**2016-2017 EDUCATIONAL EQUITY ACT PLAN
Student Participation
Evaluation of Methods & Strategies**

Part III
2016-2017 EDUCATIONAL EQUITY ACT PLAN
Student Participation
Evaluation of Methods and Strategies

For the 2016-2017 Annual Update, districts will evaluate the effectiveness of their methods and strategies according to data-driven evidence of success based on the 2012-13 benchmark data and accountability measures through 2016-17 in the following program areas:

- (1) Increasing the percentage of Black, Hispanic, Black male, and Hispanic male students enrolled in Advanced Placement (AP), International Baccalaureate (IB) and Advanced International Certificate of Education (AICE) courses (Grades 9-12).
- (2) Increasing the percentage of Black, Hispanic, Black male, and Hispanic male students enrolled in Dual Enrollment (DE) courses (9-12).
- (3) Increasing the overall percentage of Black, Hispanic, Black male, and Hispanic male students enrolled in advanced high school courses, including AP, IB, AICE, DE, honors and other Level 3 courses.
- (4) Identifying English Language Learners (ELL) students in all the above mentioned courses.

Contact person for this area is: Daniel Gohl, Chief Academic Officer (754) 321-2618. The following pages are the District's comparison of student's participation in the above mentioned areas:

PART III

**2016-2017 EDUCATIONAL EQUITY ACT PLAN
Student Participation
Evaluation of Methods & Strategies**

**Section – 1
Grades 9-12, AP/IB/AICE Courses**

EVALUATION OF METHODS AND STRATEGIES

The following percentages reflect within race/ethnicity calculations for students enrolled in AP/IB/AICE courses. In 2012-13, 34% of Whites, 16% of Blacks, and 29% of Hispanics, 30% of White Male, 12% of Black Male, and 25% of Hispanic Male were enrolled. In 2016-17, 36% of Whites (an increase of 2 percentage points), 16 % of Blacks (0 percentage points), 30 % of Hispanics (an increase of 1 percentage points), 31 % of White Males (an increase of 1 percentage points), 11 % of Black Males (a decrease of 1 percentage points), and 26 % of Hispanic Males (an increase of 1 percentage points) were enrolled.

Grades 9-12 AP/IB/AICE Courses

Grades 9-12 Enrollment 2016-17 (82,776)

<i>White</i>		<i>Black</i>		<i>Hispanic</i>		<i>ELL Students</i>	
22.1%	18,286	40.6%	33,633	30.7%	25,418	6.4%	5,333

Whites In AP/IB/AICE 2012-13	Whites In AP/IB/AICE 2013-14	Whites In AP/IB/AICE 2014-15	Whites In AP/IB/AICE 2015-16	Whites In AP/IB/AICE 2016-17
34% 7,203	35% 7,174	35% 6,879	35% 6,911	36% 6,664

White Males In AP/IB/AICE 2012-13	White Males In AP/IB/AICE 2013-14	White Males In AP/IB/AICE 2014-15	White Males In AP/IB/AICE 2015-16	White Males In AP/IB/AICE 2016-17
30% 3,250	30% 3,243	30% 3,091	31% 3,066	31% 2,945

Blacks In AP/IB/AICE 2012-13	Blacks In AP/IB/AICE 2013-14	Blacks In AP/IB/AICE 2014-15	Blacks In AP/IB/AICE 2015-16	Blacks In AP/IB/AICE 2016-17
16% 4,933	17% 5,370	16% 5,148	16% 5,307	16% 5,289

Black Males In AP/IB/AICE 2012-13	Black Males In AP/IB/AICE 2013-14	Black Males In AP/IB/AICE 2014-15	Black Males In AP/IB/AICE 2015-16	Black Males In AP/IB/AICE 2016-17
12% 1,851	12% 1,998	11% 1,913	11% 1,898	11% 1,893

Hispanics In AP/IB/AICE 2012-13	Hispanics In AP/IB/AICE 2013-14	Hispanics In AP/IB/AICE 2014-15	Hispanics In AP/IB/AICE 2015-16	Hispanics In AP/IB/AICE 2016-17
29% 6,462	30% 6,843	29% 6,998	30% 7,426	30% 7,675

Hispanic Males In AP/IB/AICE 2012-13	Hispanic Males In AP/IB/AICE 2013-14	Hispanic Males In AP/IB/AICE 2014-15	Hispanic Males In AP/IB/AICE 2015-16	Hispanic Males In AP/IB/AICE 2016-17
25% 2,884	26% 3,025	25% 3,074	26% 3,232	26% 3,394

ELL Students In AP/IB/AICE 2016-2017
14% 757

The evaluation does not reveal progress in increasing enrollment in AP/IB/AICE courses for Black and Hispanic students in grade 9-12th. Black students percentage points stayed the same, from 16% in 2012-13 to 16 % in 2016-17; Hispanic students did increased by 1 percentage points, from 29% to 30 % for the same time period.

Strategies for Continued Elimination of Enrollment Gaps:

1. The high school AP team consisting of the principal, assistant principal, guidance staff and department heads will monitor the participation and performance of Black, Hispanic, Black male and Hispanic male students enrolled in Advanced Placement (AP), International Baccalaureate (IB), and Advanced International Certificate of Education (AICE) courses in grade 9-12.
2. The high school AP team consisting of the principal, assistant principal, guidance staff and department heads will monitor the participation and performance of Black, Hispanic, Black male and Hispanic male students enrolled in Dual Enrollment courses.
3. The high school AP team will identify achievement gaps in incoming 9th grade students. In conjunction with the middle schools they will develop strategies to narrow and eliminate these gaps at the middle school level.
4. Continued use of AP Potential for identification of AP ready students and subsequent enrollment in AP courses.
5. Develop a District monitoring tool and reporting procedures for AP enrollment in low income schools. Ensure schools have properly placed all students in appropriate AP courses using the AP Potential tool.
6. Encourage and support school based initiatives to increase parent awareness of AP, IB and AICE courses.
7. AP teachers will participate in the Local Advanced Placement Credentialing program which focuses on and improve teacher content-area knowledge and advanced pedagogical practices.

Accountability Measures:

1. Develop procedures to create and monitor individual school AP enrollment at the beginning of the school year. Ensure all AP Potential students are enrolled in the appropriate AP course.
2. Continually monitor AP enrollment to measure corrections in AP enrollment through the use of school enrollment reports.
3. Develop a District assessment tool to assist schools in evaluating their Advanced Placement Program.

Timelines:

Increase the number of Black students in grade 9-12 enrolling in AP/IB/AICE courses by 2 percentage points in the 2017-2018 school year.

Increase the number of Black students in grade 9-12 enrolling in Dual Enrollment courses by 3 percentage points in the 2017-2018 school year.

Increase the number of Hispanic students in grade 9-12 enrolling in AP/IB/AICE courses by 3 percentage points in the 2017-2018 school year.

Increase the number of Hispanic students in grade 9-12 enrolling in Dual Enrollment courses by 3 percentage points in the 2017-2018 school year.

Increase the number of Black male students in grade 9-12 enrolling in AP/IB/AICE courses by 2 percentage points in the 2017-2018 school year.

Increase the number of Black male students in grade 9-12 enrolling in Dual Enrollment courses by 3 percentage points in the 2017-2018 school year.

Increase the number of Hispanic male students in grade 9-12 enrolling in AP/IB/AICE courses by 2 percentage points in the 2017-2018 school year.

Increase the number of Hispanic male students in grade 9-12 enrolling in Dual Enrollment courses by 3 percentage points in the 2017-2018 school year.

PART III

**2016-2017 EDUCATIONAL EQUITY ACT PLAN
Student Participation
Evaluation of Methods & Strategies**

**Section – 2
Grades 10-12, Dual Enrollment (DE)**

EVALUATION OF METHODS AND STRATEGIES

The following percentages reflect within race/ethnicity calculations for students enrolled in Dual Enrollment Courses. In 2012-13, 11% of Whites, 5% of Blacks, and 10% of Hispanics, 9% of White Males, 3% Black Males, and 8% of Hispanic Males were enrolled. In 2016-17, 11 % of Whites (0 percentage points), 7 % of Blacks (an increase of 2 percentage points), 8 % of Hispanics (a decrease of 2 percentage points), 8 % of White Males (a decrease of 1 percentage points), 5 % of Black Males (an increase of 2 percentage points), and 6 of Hispanic Males (a decrease of 2 percentage points) were enrolled.

Grades 10-12 Dual Enrollment

Grades 10-12 Enrollment 2016-2017 (62,997)

<i>White</i>	<i>Black</i>	<i>Hispanic</i>	<i>ELL Students</i>
22.1% 13,940	40.9% 25,739	30.6% 19,288	6.4% 4,022

Whites In DE 2012-13	Whites In DE 2013-14	Whites In DE 2014-15	Whites In DE 2015-16	Whites In DE 2016-17
11% 1,167	12% 1,212	9% 1,315	9% 1,287	11% 1,464
White Males In DE 2012-13	White Males In DE 2013-14	White Males In DE 2014-15	White Males In DE 2015-16	White Males In DE 2016-17
9% 470	10% 522	7% 560	7% 538	8% 609

Blacks In DE 2012-13	Blacks In DE 2013-14	Blacks In DE 2014-15	Blacks In DE 2015-16	Blacks In DE 2016-17
5% 723	4% 693	5% 1,123	5% 1,239	7% 1,814
Black Males In DE 2012-13	Black Males In DE 2013-14	Black Males In DE 2014-15	Black Males In DE 2015-16	Black Males In DE 2016-17
3% 216	3% 223	3% 365	3% 385	5% 621

Hispanics In DE 2012-13	Hispanics In DE 2013-14	Hispanics In DE 2014-15	Hispanics In DE 2015-16	Hispanics In DE 2016-17
10% 1,082	10% 1,121	7% 1,285	7% 1,250	8% 1,539
Hispanic Males In DE 2012-13	Hispanic Males In DE 2013-14	Hispanic Males In DE 2014-15	Hispanic Males In DE 2015-16	Hispanic Males In DE 2016-17
8% 433	8% 452	6% 522	5% 516	6% 635
				ELL Students In DE 2016-2017
				2% 72

The evaluation reveals that the enrollment for Black students enrolled in Dual Enrollment courses in grades 9-12th has increased by 2 percentage points, from 5 % in 2012-13 to 7 % in 2016-17. However, the enrollment for Hispanic students has decreased by 2 percentage points, from 10% to 8% for the same period.

PART III

**2016-2017 EDUCATIONAL EQUITY ACT PLAN
Student Participation
Evaluation of Methods & Strategies**

**Section – 3
Grades 9-12, Level 3 Courses
(including AP/IB/AICE, DE and Honors)**

EVALUATION OF METHODS AND STRATEGIES

The following percentages reflect within race/ethnicity calculations for students enrolled in all Level 3 Courses. In 2012-13, 71% of Whites, 46% of Blacks, and 64% of Hispanics, 67% of White Males, 39% of Black Males, and 59% of Hispanic Males were enrolled. In 2016-17, 77 % of Whites (an increase of 6 percentage points), 54 % of Black (an increase of 8 percentage points), 68 % of Hispanics (an increase of 4 percentage points), 72 % of White Males (an increase of 5 percentage points), 45 % of Black Males (an increase of 6 percentage points), and 64 % of Hispanic Males (an increase of 5 percentage points) were enrolled.

Grades 9-12 All Level 3 Courses (including AP/IB/AICE, DE and Honors)

Grades 9-12 Enrollment 2016-17 (82,776)

White	Black	Hispanic	ELL Students
22.1% 18,286	40.6% 33,633	30.7% 25,418	6.4% 5,333

Whites In Level 3 2012-13	Whites In Level 3 2013-14	Whites In Level 3 2014-15	Whites In Level 3 2015-16	Whites All Level 3 2016-17
71% 14,881	74% 15,359	74% 14,789	75% 14,357	77% 14,004
White Males In Level 3 2012-13	White Males In Level 3 2013-14	White Males In Level 3 2014-15	White Males In Level 3 2015-16	White Males All Level 3 2016-17
67% 7,309	70% 7,517	70% 7,204	71% 6,995	72% 6,829

Blacks In Level 3 2012-13	Blacks In Level 3 2013-14	Blacks In Level 3 2014-15	Blacks In Level 3 2015-16	Blacks All Level 3 2016-17
46% 14,481	52% 16,755	52% 17,051	53% 17,694	54% 18,078
Black Males In Level 3 2012-13	Black Males In Level 3 2013-14	Black Males In Level 3 2014-15	Black Males In Level 3 2015-16	Black Males All Level 3 2016-17
39% 6,246	44% 7,263	45% 7,528	44% 7,594	45% 7,718

Hispanics In Level 3 2012-13	Hispanics In Level 3 2013-14	Hispanics In Level 3 2014-15	Hispanics In Level 3 2015-16	Hispanics All Level 3 2016-17
64% 14,494	68% 15,722	67% 16,008	68% 16,683	68% 17,323
Hispanic Males In Level 3 2012-13	Hispanic Males In Level 3 2013-14	Hispanic Males In Level 3 2014-15	Hispanic Males In Level 3 2015-16	Hispanic Males All Level 3 2016-17
59% 6,926	64% 7,574	63% 7,734	63% 8,029	64% 8,334
				ELL Students All Level 3 2016-17 42% 2,231

The evaluation reveals progress in increasing enrollment in Level 3 courses for Black and Hispanic students in grades 9-12. Black students increased by 8 percentage points, from 46 % in 2012-13 to 54% in 2016-17; Hispanic students also increased by 4 percentage points from 64% to 68% for the same time period.

PART IV

**2016-2017 EDUCATIONAL EQUITY ACT PLAN
Gender Equity in Athletics**

**Section - A
Compliance Verification Form**

Part IV - A

2016-2017 EDUCATIONAL EQUITY ACT PLAN Compliance Verification Form

The Compliance Verification Form for Broward County Public Schools indicates that the District is not in compliance in the following areas:

1. Sports and levels of competition effectively accommodate the interests and abilities of members of both sexes.

District: Broward

**PART IV
GENDER EQUITY IN ATHLETICS**

Section A: Athletic Compliance Verification Form

1. Sports and levels of competition effectively accommodate the interests and abilities of members of both sexes. [Section 1000.05(3)(d)(1), F.S.; Rule 6A-19.004(2), FAC; Title IX: 106.41(c)(1)]
 IN COMPLIANCE NOT IN COMPLIANCE

2. Equipment and supplies are provided equitably to female and male teams. [Section 1000.05(3)(d)(2), F.S.; Rule 6A-19.004(4), FAC; Title IX: 106.41(c)(2)]
 IN COMPLIANCE NOT IN COMPLIANCE

3. Scheduling of games and practice times provide equal opportunities. [Section 1000.05(3)(d)(3), F.S.; Rule 6A-19.004(5), FAC; Title IX: 106.41(c)(3)]
 IN COMPLIANCE NOT IN COMPLIANCE

4. Travel and Per Diem allowances are provided for athletes in an equitable manner. [Section 1000.05(3)(d)(4), F.S.; Rule 6A-19.004(6), FAC; Title IX: 106(c)(4)]
 IN COMPLIANCE NOT IN COMPLIANCE

5. Opportunities to receive coaching are provided in an equitable manner.
[Section 1000.05(3)(d)(5), F.S.; Rule 6A-19.004(7), FAC; Title IX: 106.41(c)(5)]
 IN COMPLIANCE NOT IN COMPLIANCE

6. Locker rooms, practice facilities and competitive facilities are of comparable quality for male and female teams. [Section 1000.05(3)(d)(7), F.S.; Rule 6A-19.004(8), FAC; Title IX: 106.41(c)(7)]
 IN COMPLIANCE NOT IN COMPLIANCE

7. Medical and training facilities and services, including insurance, are provided in an equitable manner. [Section 1000.05(3)(d)(8), F.S.; Rule 6A-19.004(9), FAC; Title IX: 106.41 (c)(8)]
 IN COMPLIANCE NOT IN COMPLIANCE

8. Publicity and promotion of male and female teams support equal opportunity. [Section 1000.05(3)(d)(10), F.S.; Rule 6A-19.004(10), FAC; Title IX: 106.41(c)(10)]

IN COMPLIANCE

NOT IN COMPLIANCE

9. Support services are equitable for male and female teams. [Rule 6A-19.004(11), FAC; Title IX: 106.41(a)]

IN COMPLIANCE

NOT IN COMPLIANCE

I hereby verify that the District is in compliance with the identified components of our athletics program, as required by Title IX and the Florida Educational Equity Act



Superintendent Signature



Date

PART IV

**2016-2017 EDUCATIONAL EQUITY ACT PLAN
Gender Equity in Athletics**

**Section - B
Athletic Participation Monitoring Form
(Interests & Abilities)**

2016-17 MONITORING FORMS

COMPONENT 1: NOTE: OCR defines a participant as anyone who (1) participated in competition or (2) participated with the team and was eligible for competition but did not play. Participation is determined as of the date of the first competitive event for the sport.

School: Blanche Ely High	Number of Participants			Number of Participants			
Varsity Teams	Males	Females	Total	JV, Freshman B-teams	Males	Females	Total
Baseball	14	0	14	Baseball	0	0	0
Basketball	13	10	13	Basketball	14	12	26
Cross Country	7	5	12	Cross Country	0	0	0
Flag Football/ Football	54	20	74	Flag Football/ Football	60	15	75
Golf	0	0	0	Golf	0	0	0
Lacrosse	0	0	0	Lacrosse	0	0	0
Soccer	17	13	30	Soccer	0	0	0
Softball	0	18	18	Softball	0	0	0
Swimming/Diving	5	2	7	Swimming/Diving	0	0	0
Tennis	0	8	8	Tennis	0	0	0
Track & Field	24	16	40	Track & Field	0	0	0
Volleyball	0	11	11	Volleyball	0	13	13
Water Polo	0	0	0	Water Polo	0	0	0
Wrestling	5	0	5	Wrestling	0	0	0
Total Varsity Participants	139	103	242	Total JV Participants	74	40	114
% of Varsity Participants	57%	43%	100%	% of JV Participants	65%	35%	100%
Total Student Enrollment by Gender 2016-17	1081	927	2008	Total Student Enrollment by Gender 2016-17	1081	927	2008
% Student Enrollment by Gender 2016-17	54%	46%	100%	% Student Enrollment by Gender 2016-17	54%	46%	100%

Note: Participation opportunities for males and females are substantially proportionate to their enrollment in the institution. **(Substantially proportionate is defined as equal to the representation of female students in the school population – not within five percentage points as in the past.)**

2016-17 MONITORING FORMS

COMPONENT 1: NOTE: OCR defines a participant as anyone who (1) participated in competition or (2) participated with the team and was eligible for competition but did not play. Participation is determined as of the date of the first competitive event for the sport.

School: Boyd Anderson High	Number of Participants			Number of Participants			
Varsity Teams	Males	Females	Total	JV, Freshman B-teams	Males	Females	Total
Baseball	18	0	18	Baseball	17	0	17
Basketball	15	16	31	Basketball	16	12	28
Cross Country	13	10	23	Cross Country	0	0	0
Flag Football/ Football	49	18	67	Flag Football/ Football	48	0	48
Golf	0	0	0	Golf	0	0	0
Lacrosse	0	0	0	Lacrosse	0	0	0
Soccer	29	23	52	Soccer	0	0	0
Softball	0	19	19	Softball	0	0	0
Swimming/Diving	0	0	0	Swimming/Diving	0	0	0
Tennis	0	0	0	Tennis	0	0	0
Track & Field	29	26	55	Track & Field	0	0	0
Volleyball	0	17	17	Volleyball	0	13	13
Water Polo	0	0	0	Water Polo	0	0	0
Wrestling	12	0	12	Wrestling	0	0	0
Total Varsity Participants	165	129	294	Total JV Participants	81	25	106
% of Varsity Participants	56%	44%	100%	% of JV Participants	76%	24%	100%
Total Student Enrollment by Gender 2016-17	865	876	1741	Total Student Enrollment by Gender 2016-17	865	876	1741
% Student Enrollment by Gender 2016-17	50%	50%	100%	% Student Enrollment by Gender 2016-17	50%	50%	100%

Note: Participation opportunities for males and females are substantially proportionate to their enrollment in the institution. (**Substantially proportionate is defined as equal to the representation of female students in the school population – not within five percentage points as in the past.**)

2016-17 MONITORING FORMS

COMPONENT 1: NOTE: OCR defines a participant as anyone who (1) participated in competition or (2) participated with the team and was eligible for competition but did not play. Participation is determined as of the date of the first competitive event for the sport.

School: Coconut Creek High	Number of Participants				Number of Participants		
Varsity Teams	Males	Females	Total	JV, Freshman B-teams	Males	Females	Total
Baseball	16	0	16	Baseball	0	0	0
Basketball	15	15	30	Basketball	12	12	24
Cross Country	8	8	16	Cross Country	0	0	0
Flag Football/ Football	48	17	65	Flag Football/ Football	30	0	30
Golf	0	0	0	Golf	0	0	0
Lacrosse	0	0	0	Lacrosse	0	0	0
Soccer	17	17	34	Soccer	0	0	0
Softball	0	15	15	Softball	0	0	0
Swimming/Diving	7	7	14	Swimming/Diving	0	0	0
Tennis	3	13	16	Tennis	0	0	0
Track & Field	20	21	41	Track & Field	0	0	0
Volleyball	0	15	15	Volleyball	0	13	13
Water Polo	0	0	0	Water Polo	0	0	0
Wrestling	14	0	14	Wrestling	0	0	0
Total Varsity Participants	148	128	276	Total JV Participants	42	25	67
% of Varsity Participants	54%	46%	100%	% of JV Participants	63%	37%	100%
Total Student Enrollment by Gender 2016-17	783	677	1460	Total Student Enrollment by Gender 2016-17	783	677	1460
% Student Enrollment by Gender 2016-17	54%	46%	100%	% Student Enrollment by Gender 2016-17	54%	46%	100%

Note: Participation opportunities for males and females are substantially proportionate to their enrollment in the institution. (Substantially proportionate is defined as equal to the representation of female students in the school population – not within five percentage points as in the past.)

2016-17 MONITORING FORMS

COMPONENT 1: NOTE: OCR defines a participant as anyone who (1) participated in competition or (2) participated with the team and was eligible for competition but did not play. Participation is determined as of the date of the first competitive event for the sport.

School: Cooper City High	Number of Participants				Number of Participants		
Varsity Teams	Males	Females	Total	JV, Freshman B-teams	Males	Females	Total
Baseball	20	0	20	Baseball	19	0	19
Basketball	10	15	25	Basketball	12	14	26
Cross Country	18	22	40	Cross Country	0	0	0
Flag Football/ Football	40	27	67	Flag Football/ Football	40	21	61
Golf	7	0	7	Golf	0	0	0
Lacrosse	22	25	47	Lacrosse	0	0	0
Soccer	25	28	53	Soccer	0	20	20
Softball	0	16	16	Softball	0	13	13
Swimming/Diving	18	25	43	Swimming/Diving	0	0	0
Tennis	8	10	18	Tennis	0	0	0
Track & Field	29	39	68	Track & Field	0	0	0
Volleyball	15	17	32	Volleyball	0	15	15
Water Polo	17	20	37	Water Polo	0	0	0
Wrestling	14	0	14	Wrestling	10	0	10
Total Varsity Participants	243	244	487	Total JV Participants	81	83	164
% of Varsity Participants	50%	50%	100%	% of JV Participants	49%	51%	100%
Total Student Enrollment by Gender 2016-17	1107	1144	2251	Total Student Enrollment by Gender 2016-17	1107	1144	2251
% Student Enrollment by Gender 2016-17	49%	51%	100%	% Student Enrollment by Gender 2016-17	49%	51%	100%

Note: Participation opportunities for males and females are substantially proportionate to their enrollment in the institution. (**Substantially proportionate is defined as equal to the representation of female students in the school population – not within five percentage points as in the past.**)

2016-17 MONITORING FORMS

COMPONENT 1: NOTE: OCR defines a participant as anyone who (1) participated in competition or (2) participated with the team and was eligible for competition but did not play. Participation is determined as of the date of the first competitive event for the sport.

School: Coral Glades High	Number of Participants				Number of Participants		
Varsity Teams	Males	Females	Total	JV, Freshman B-teams	Males	Females	Total
Baseball	18	0	18	Baseball	15	0	15
Basketball	8	12	20	Basketball	10	8	18
Cross Country	9	10	19	Cross Country	0	0	0
Flag Football/ Football	40	25	65	Flag Football/ Football	40	0	40
Golf	3	3	6	Golf	0	0	0
Lacrosse	15	0	15	Lacrosse	0	0	0
Soccer	18	22	40	Soccer	0	0	0
Softball	0	15	15	Softball	0	15	15
Swimming/Diving	8	7	15	Swimming/Diving	0	0	0
Tennis	7	8	15	Tennis	0	0	0
Track & Field	20	22	42	Track & Field	0	0	0
Volleyball	10	12	22	Volleyball	0	11	11
Water Polo	7	10	17	Water Polo	0	0	0
Wrestling	4	0	4	Wrestling	0	0	0
Total Varsity Participants	167	146	313	Total JV Participants	65	34	99
% of Varsity Participants	53%	47%	100%	% of JV Participants	66%	34%	100%
Total Student Enrollment by Gender 2016-17	1173	1204	2377	Total Student Enrollment by Gender 2016-17	1173	1204	2377
% Student Enrollment by Gender 2016-17	49%	51%	100%	% Student Enrollment by Gender 2016-17	49%	51%	100%

Note: Participation opportunities for males and females are substantially proportionate to their enrollment in the institution. (Substantially proportionate is defined as equal to the representation of female students in the school population – not within five percentage points as in the past.)

2016-17 MONITORING FORMS

COMPONENT 1: NOTE: OCR defines a participant as anyone who (1) participated in competition or (2) participated with the team and was eligible for competition but did not play. Participation is determined as of the date of the first competitive event for the sport.

School: Coral Springs High	Number of Participants				Number of Participants		
Varsity Teams	Males	Females	Total	JV, Freshman B-teams	Males	Females	Total
Baseball	16	0	16	Baseball	17	0	17
Basketball	15	15	30	Basketball	16	16	32
Cross Country	33	34	67	Cross Country	0	0	0
Flag Football/ Football	40	23	63	Flag Football/ Football	39	20	59
Golf	6	6	12	Golf	0	0	0
Lacrosse	17	19	36	Lacrosse	0	0	0
Soccer	20	21	41	Soccer	0	15	15
Softball	0	18	18	Softball	0	18	18
Swimming/Diving	14	22	36	Swimming/Diving	0	0	0
Tennis	5	10	15	Tennis	0	0	0
Track & Field	45	46	91	Track & Field	0	0	0
Volleyball	15	15	30	Volleyball	0	17	17
Water Polo	16	17	33	Water Polo	0	0	0
Wrestling	15	1	16	Wrestling	15	6	21
Total Varsity Participants	257	247	504	Total JV Participants	87	92	179
% of Varsity Participants	51%	49%	100%	% of JV Participants	49%	51%	100%
Total Student Enrollment by Gender 2016-17	1432	1374	2806	Total Student Enrollment by Gender 2016-17	1432	1374	2806
% Student Enrollment by Gender 2016-17	51%	49%	100%	% Student Enrollment by Gender 2016-17	51%	49%	100%

Note: Participation opportunities for males and females are substantially proportionate to their enrollment in the institution. (**Substantially proportionate is defined as equal to the representation of female students in the school population – not within five percentage points as in the past.**)

2016-17 MONITORING FORMS

COMPONENT 1: NOTE: OCR defines a participant as anyone who (1) participated in competition or (2) participated with the team and was eligible for competition but did not play. Participation is determined as of the date of the first competitive event for the sport.

School: Cypress Bay High	Number of Participants			Number of Participants			
Varsity Teams	Males	Females	Total	JV, Freshman B-teams	Males	Females	Total
Baseball	22	0	22	Baseball	14	0	14
Basketball	13	15	28	Basketball	13	0	13
Cross Country	8	13	21	Cross Country	0	0	0
Flag Football/ Football	44	20	64	Flag Football/ Football	35	21	56
Golf	6	10	16	Golf	0	0	0
Lacrosse	24	32	56	Lacrosse	0	12	12
Soccer	33	25	58	Soccer	0	16	16
Softball	0	15	15	Softball	0	13	13
Swimming/Diving	31	35	66	Swimming/Diving	0	0	0
Tennis	11	12	23	Tennis	0	0	0
Track & Field	45	41	86	Track & Field	0	0	0
Volleyball	13	15	28	Volleyball	0	15	15
Water Polo	17	28	45	Water Polo	0	0	0
Wrestling	17	0	17	Wrestling	10	0	10
Total Varsity Participants	284	261	545	Total JV Participants	72	77	149
% of Varsity Participants	52%	48%	100%	% of JV Participants	48%	52%	100%
Total Student Enrollment by Gender 2016-17	2375	2288	4663	Total Student Enrollment by Gender 2016-17	2375	2288	4663
% Student Enrollment by Gender 2016-17	51%	49%	100%	% Student Enrollment by Gender 2016-17	51%	49%	100%

Note: Participation opportunities for males and females are substantially proportionate to their enrollment in the institution. (**Substantially proportionate is defined as equal to the representation of female students in the school population – not within five percentage points as in the past.**)

2016-17 MONITORING FORMS

COMPONENT 1: NOTE: OCR defines a participant as anyone who (1) participated in competition or (2) participated with the team and was eligible for competition but did not play. Participation is determined as of the date of the first competitive event for the sport.

School: Deerfield Beach High	Number of Participants				Number of Participants		
Varsity Teams	Males	Females	Total	JV, Freshman B-teams	Males	Females	Total
Baseball	20	0	20	Baseball	20	0	20
Basketball	15	15	30	Basketball	10	15	25
Cross Country	15	20	35	Cross Country	0	0	0
Flag Football/ Football	50	30	80	Flag Football/ Football	50	30	80
Golf	10	15	25	Golf	0	0	0
Lacrosse	0	0	0	Lacrosse	0	0	0
Soccer	20	25	45	Soccer	0	20	20
Softball	0	25	25	Softball	0	20	20
Swimming/Diving	15	25	40	Swimming/Diving	0	0	0
Tennis	10	10	20	Tennis	0	0	0
Track & Field	20	20	40	Track & Field	0	0	0
Volleyball	10	20	30	Volleyball	0	20	20
Water Polo	15	15	30	Water Polo	0	0	0
Wrestling	20	5	25	Wrestling	0	0	0
Total Varsity Participants	220	225	445	Total JV Participants	80	105	185
% of Varsity Participants	49%	51%	100%	% of JV Participants	43%	57%	100%
Total Student Enrollment by Gender 2016-17	1197	1243	2440	Total Student Enrollment by Gender 2016-17	1197	1243	2440
% Student Enrollment by Gender 2016-17	49%	51%	100%	% Student Enrollment by Gender 2016-17	49%	51%	100%

Note: Participation opportunities for males and females are substantially proportionate to their enrollment in the institution. (**Substantially proportionate is defined as equal to the representation of female students in the school population – not within five percentage points as in the past.**)

2016-17 MONITORING FORMS

COMPONENT 1: NOTE: OCR defines a participant as anyone who (1) participated in competition or (2) participated with the team and was eligible for competition but did not play. Participation is determined as of the date of the first competitive event for the sport.

School: Dillard 6-12	Number of Participants			Number of Participants			
Varsity Teams	Males	Females	Total	JV, Freshman B-teams	Males	Females	Total
Baseball	15	0	15	Baseball	0	0	0
Basketball	14	15	29	Basketball	14	15	29
Cross Country	8	16	24	Cross Country	0	0	0
Flag Football/ Football	68	29	97	Flag Football/ Football	42	21	63
Golf	0	0	0	Golf	0	0	0
Lacrosse	0	0	0	Lacrosse	0	0	0
Soccer	14	18	32	Soccer	0	0	0
Softball	0	22	22	Softball	0	0	0
Swimming/Diving	7	16	23	Swimming/Diving	0	0	0
Tennis	2	7	9	Tennis	0	0	0
Track & Field	31	37	68	Track & Field	0	0	0
Volleyball	0	18	18	Volleyball	0	15	15
Water Polo	0	0	0	Water Polo	0	0	0
Wrestling	15	0	15	Wrestling	0	0	0
Total Varsity Participants	174	178	352	Total JV Participants	56	51	107
% of Varsity Participants	49%	51%	100%	% of JV Participants	52%	48%	100%
Total Student Enrollment by Gender 2016-17	1216	1365	2581	Total Student Enrollment by Gender 2016-17	1216	1365	2581
% Student Enrollment by Gender 2016-17	47%	53%	100%	% Student Enrollment by Gender 2016-17	47%	53%	100%

Note: Participation opportunities for males and females are substantially proportionate to their enrollment in the institution. (**Substantially proportionate is defined as equal to the representation of female students in the school population – not within five percentage points as in the past.**)

2016-17 MONITORING FORMS

COMPONENT 1: NOTE: OCR defines a participant as anyone who (1) participated in competition or (2) participated with the team and was eligible for competition but did not play. Participation is determined as of the date of the first competitive event for the sport.

School: Everglades High	Number of Participants			Number of Participants			
Varsity Teams	Males	Females	Total	JV, Freshman B-teams	Males	Females	Total
Baseball	20	0	20	Baseball	20	0	20
Basketball	15	15	30	Basketball	12	15	27
Cross Country	8	24	32	Cross Country	0	0	0
Flag Football/ Football	60	21	81	Flag Football/ Football	40	20	60
Golf	10	10	20	Golf	0	0	0
Lacrosse	0	0	0	Lacrosse	0	0	0
Soccer	20	20	40	Soccer	0	0	0
Softball	0	21	21	Softball	0	0	0
Swimming/Diving	20	20	40	Swimming/Diving	0	0	0
Tennis	10	14	24	Tennis	0	0	0
Track & Field	38	50	88	Track & Field	0	0	0
Volleyball	15	15	30	Volleyball	0	20	20
Water Polo	0	0	0	Water Polo	0	0	0
Wrestling	20	0	20	Wrestling	0	0	0
Total Varsity Participants	236	210	446	Total JV Participants	72	55	127
% of Varsity Participants	53%	47%	100%	% of JV Participants	57%	43%	100%
Total Student Enrollment by Gender 2016-17	1255	1121	2376	Total Student Enrollment by Gender 2016-17	1255	1121	2376
% Student Enrollment by Gender 2016-17	53%	47%	100%	% Student Enrollment by Gender 2016-17	53%	47%	100%

Note: Participation opportunities for males and females are substantially proportionate to their enrollment in the institution. (**Substantially proportionate is defined as equal to the representation of female students in the school population – not within five percentage points as in the past.**)

2016-17 MONITORING FORMS

COMPONENT 1: NOTE: OCR defines a participant as anyone who (1) participated in competition or (2) participated with the team and was eligible for competition but did not play. Participation is determined as of the date of the first competitive event for the sport.

School: Flanagan High	Number of Participants				Number of Participants		
Varsity Teams	Males	Females	Total	JV, Freshman B-teams	Males	Females	Total
Baseball	25	0	25	Baseball	25	0	25
Basketball	15	15	30	Basketball	11	15	26
Cross Country	12	15	27	Cross Country	0	0	0
Flag Football/ Football	50	30	80	Flag Football/ Football	30	20	50
Golf	6	8	14	Golf	0	0	0
Lacrosse	27	27	54	Lacrosse	0	0	0
Soccer	25	25	50	Soccer	0	0	0
Softball	0	25	25	Softball	0	14	14
Swimming/Diving	20	25	45	Swimming/Diving	0	0	0
Tennis	10	14	24	Tennis	0	0	0
Track & Field	37	34	71	Track & Field	0	0	0
Volleyball	15	15	30	Volleyball	0	15	15
Water Polo	20	25	45	Water Polo	0	0	0
Wrestling	11	0	11	Wrestling	0	0	0
Total Varsity Participants	273	258	531	Total JV Participants	66	64	130
% of Varsity Participants	51%	49%	100%	% of JV Participants	51%	49%	100%
Total Student Enrollment by Gender 2016-17	1375	1298	2673	Total Student Enrollment by Gender 2016-17	1375	1298	2673
% Student Enrollment by Gender 2016-17	51%	49%	100%	% Student Enrollment by Gender 2016-17	51%	49%	100%

Note: Participation opportunities for males and females are substantially proportionate to their enrollment in the institution. (Substantially proportionate is defined as equal to the representation of female students in the school population – not within five percentage points as in the past.)

2016-17 MONITORING FORMS

COMPONENT 1: NOTE: OCR defines a participant as anyone who (1) participated in competition or (2) participated with the team and was eligible for competition but did not play. Participation is determined as of the date of the first competitive event for the sport.

School: Fort Lauderdale High	Number of Participants				Number of Participants		
Varsity Teams	Males	Females	Total	JV, Freshman B-teams	Males	Females	Total
Baseball	18	0	18	Baseball	15	0	15
Basketball	10	15	25	Basketball	12	18	30
Cross Country	5	12	17	Cross Country	0	0	0
Flag Football/ Football	46	20	66	Flag Football/ Football	40	17	57
Golf	3	3	6	Golf	0	0	0
Lacrosse	0	0	0	Lacrosse	0	0	0
Soccer	20	25	45	Soccer	0	18	18
Softball	0	22	22	Softball	0	0	0
Swimming/Diving	31	45	76	Swimming/Diving	0	0	0
Tennis	5	10	15	Tennis	0	0	0
Track & Field	31	48	79	Track & Field	0	0	0
Volleyball	12	19	31	Volleyball	0	25	25
Water Polo	15	20	35	Water Polo	0	0	0
Wrestling	16	0	16	Wrestling	7	0	7
Total Varsity Participants	212	239	451	Total JV Participants	74	78	152
% of Varsity Participants	47%	53%	100%	% of JV Participants	49%	51%	100%
Total Student Enrollment by Gender 2016-17	911	1060	1971	Total Student Enrollment by Gender 2016-17	911	1060	1971
% Student Enrollment by Gender 2016-17	46%	54%	100%	% Student Enrollment by Gender 2016-17	46%	54%	100%

Note: Participation opportunities for males and females are substantially proportionate to their enrollment in the institution. (Substantially proportionate is defined as equal to the representation of female students in the school population – not within five percentage points as in the past.)

2016-17 MONITORING FORMS

COMPONENT 1: NOTE: OCR defines a participant as anyone who (1) participated in competition or (2) participated with the team and was eligible for competition but did not play. Participation is determined as of the date of the first competitive event for the sport.

School: Hallandale High	Number of Participants			Number of Participants			
Varsity Teams	Males	Females	Total	JV, Freshman B-teams	Males	Females	Total
Baseball	25	0	25	Baseball	0	0	0
Basketball	14	15	29	Basketball	15	15	30
Cross Country	15	22	37	Cross Country	0	0	0
Flag Football/ Football	45	23	68	Flag Football/ Football	25	15	40
Golf	0	0	0	Golf	0	0	0
Lacrosse	0	0	0	Lacrosse	0	0	0
Soccer	25	30	55	Soccer	0	0	0
Softball	0	22	22	Softball	0	0	0
Swimming/Diving	0	0	0	Swimming/Diving	0	0	0
Tennis	7	12	19	Tennis	0	0	0
Track & Field	41	51	92	Track & Field	0	0	0
Volleyball	15	15	30	Volleyball	0	12	12
Water Polo	0	0	0	Water Polo	0	0	0
Wrestling	1	0	1	Wrestling	0	0	0
Total Varsity Participants	188	190	378	Total JV Participants	40	42	82
% of Varsity Participants	50%	50%	100%	% of JV Participants	49%	51%	100%
Total Student Enrollment by Gender 2016-17	717	664	1381	Total Student Enrollment by Gender 2016-17	717	664	1381
% Student Enrollment by Gender 2016-17	52%	48%	100%	% Student Enrollment by Gender 2016-17	52%	48%	100%

Note: Participation opportunities for males and females are substantially proportionate to their enrollment in the institution. (Substantially proportionate is defined as equal to the representation of female students in the school population – not within five percentage points as in the past.)

2016-17 MONITORING FORMS

COMPONENT 1: NOTE: OCR defines a participant as anyone who (1) participated in competition or (2) participated with the team and was eligible for competition but did not play. Participation is determined as of the date of the first competitive event for the sport.

School: Hollywood Hills High	Number of Participants			Number of Participants			
Varsity Teams	Males	Females	Total	JV, Freshman B-teams	Males	Females	Total
Baseball	16	0	16	Baseball	0	0	0
Basketball	15	12	27	Basketball	15	0	15
Cross Country	5	6	11	Cross Country	0	0	0
Flag Football/ Football	45	30	75	Flag Football/ Football	27	25	52
Golf	0	0	0	Golf	0	0	0
Lacrosse	0	19	19	Lacrosse	0	12	12
Soccer	20	22	42	Soccer	0	0	0
Softball	0	20	20	Softball	0	0	0
Swimming/Diving	5	8	13	Swimming/Diving	0	0	0
Tennis	0	0	0	Tennis	0	0	0
Track & Field	23	13	36	Track & Field	0	0	0
Volleyball	25	16	41	Volleyball	0	19	19
Water Polo	5	5	10	Water Polo	0	0	0
Wrestling	22	3	25	Wrestling	0	0	0
Total Varsity Participants	181	154	335	Total JV Participants	42	56	98
% of Varsity Participants	54%	46%	100%	% of JV Participants	43%	57%	100%
Total Student Enrollment by Gender 2016-17	1020	853	1873	Total Student Enrollment by Gender 2016-17	1020	853	1873
% Student Enrollment by Gender 2016-17	54%	46%	100%	% Student Enrollment by Gender 2016-17	54%	46%	100%

Note: Participation opportunities for males and females are substantially proportionate to their enrollment in the institution. (**Substantially proportionate is defined as equal to the representation of female students in the school population – not within five percentage points as in the past.**)

2016-17 MONITORING FORMS

COMPONENT 1: NOTE: OCR defines a participant as anyone who (1) participated in competition or (2) participated with the team and was eligible for competition but did not play. Participation is determined as of the date of the first competitive event for the sport.

School: McArthur High	Number of Participants				Number of Participants		
Varsity Teams	Males	Females	Total	JV, Freshman B-teams	Males	Females	Total
Baseball	16	0	16	Baseball	0	0	0
Basketball	12	15	27	Basketball	10	0	10
Cross Country	10	14	24	Cross Country	0	0	0
Flag Football/ Football	52	28	80	Flag Football/ Football	31	0	31
Golf	1	0	1	Golf	0	0	0
Lacrosse	0	0	0	Lacrosse	0	0	0
Soccer	15	21	36	Soccer	0	21	21
Softball	0	19	19	Softball	0	0	0
Swimming/Diving	10	18	28	Swimming/Diving	0	0	0
Tennis	0	0	0	Tennis	0	0	0
Track & Field	15	27	42	Track & Field	0	0	0
Volleyball	15	15	30	Volleyball	0	17	17
Water Polo	10	8	18	Water Polo	0	7	7
Wrestling	16	5	21	Wrestling	12	7	19
Total Varsity Participants	172	170	342	Total JV Participants	53	52	105
% of Varsity Participants	50%	50%	100%	% of JV Participants	50%	50%	100%
Total Student Enrollment by Gender 2016-17	1080	1037	2117	Total Student Enrollment by Gender 2016-17	1080	1037	2117
% Student Enrollment by Gender 2016-17	51%	49%	100%	% Student Enrollment by Gender 2016-17	51%	49%	100%

Note: Participation opportunities for males and females are substantially proportionate to their enrollment in the institution. (Substantially proportionate is defined as equal to the representation of female students in the school population – not within five percentage points as in the past.)

2016-17 MONITORING FORMS

COMPONENT 1: NOTE: OCR defines a participant as anyone who (1) participated in competition or (2) participated with the team and was eligible for competition but did not play. Participation is determined as of the date of the first competitive event for the sport.

School: Miramar High	Number of Participants				Number of Participants		
Varsity Teams	Males	Females	Total	JV, Freshman B-teams	Males	Females	Total
Baseball	15	0	15	Baseball	8	0	8
Basketball	12	15	27	Basketball	13	15	28
Cross Country	18	23	41	Cross Country	0	0	0
Flag Football/ Football	50	38	88	Flag Football/ Football	37	18	55
Golf	0	0	0	Golf	0	0	0
Lacrosse	0	0	0	Lacrosse	0	0	0
Soccer	20	25	45	Soccer	0	0	0
Softball	0	20	20	Softball	0	18	18
Swimming/Diving	9	15	24	Swimming/Diving	0	0	0
Tennis	10	12	22	Tennis	0	0	0
Track & Field	30	39	69	Track & Field	0	0	0
Volleyball	12	19	31	Volleyball	0	20	20
Water Polo	0	0	0	Water Polo	0	0	0
Wrestling	14	1	15	Wrestling	8	0	8
Total Varsity Participants	190	207	397	Total JV Participants	66	71	137
% of Varsity Participants	48%	52%	100%	% of JV Participants	48%	52%	100%
Total Student Enrollment by Gender 2016-17	1195	1269	2464	Total Student Enrollment by Gender 2016-17	1195	1269	2464
% Student Enrollment by Gender 2016-17	48%	52%	100%	% Student Enrollment by Gender 2016-17	48%	52%	100%

Note: Participation opportunities for males and females are substantially proportionate to their enrollment in the institution. (Substantially proportionate is defined as equal to the representation of female students in the school population – not within five percentage points as in the past.)

2016-17 MONITORING FORMS

COMPONENT 1: NOTE: OCR defines a participant as anyone who (1) participated in competition or (2) participated with the team and was eligible for competition but did not play. Participation is determined as of the date of the first competitive event for the sport.

School: Monarch High	Number of Participants				Number of Participants		
Varsity Teams	Males	Females	Total	JV, Freshman B-teams	Males	Females	Total
Baseball	18	0	18	Baseball	16	0	16
Basketball	12	13	25	Basketball	13	0	13
Cross Country	9	8	17	Cross Country	0	0	0
Flag Football/ Football	45	34	79	Flag Football/ Football	35	35	70
Golf	5	1	6	Golf	0	0	0
Lacrosse	0	0	0	Lacrosse	0	0	0
Soccer	21	22	43	Soccer	0	0	0
Softball	0	16	16	Softball	0	10	10
Swimming/Diving	13	20	33	Swimming/Diving	0	0	0
Tennis	6	6	12	Tennis	0	0	0
Track & Field	17	16	33	Track & Field	0	0	0
Volleyball	19	22	41	Volleyball	0	20	20
Water Polo	0	0	0	Water Polo	0	0	0
Wrestling	19	3	22	Wrestling	10	0	10
Total Varsity Participants	184	161	345	Total JV Participants	74	65	139
% of Varsity Participants	53%	47%	100%	% of JV Participants	53%	47%	100%
Total Student Enrollment by Gender 2016-17	1229	1086	2315	Total Student Enrollment by Gender 2016-17	1229	1086	2315
% Student Enrollment by Gender 2016-17	53%	47%	100%	% Student Enrollment by Gender 2016-17	53%	47%	100%

Note: Participation opportunities for males and females are substantially proportionate to their enrollment in the institution. (Substantially proportionate is defined as equal to the representation of female students in the school population – not within five percentage points as in the past.)

2016-17 MONITORING FORMS

COMPONENT 1: NOTE: OCR defines a participant as anyone who (1) participated in competition or (2) participated with the team and was eligible for competition but did not play. Participation is determined as of the date of the first competitive event for the sport.

School: Northeast High	Number of Participants				Number of Participants		
Varsity Teams	Males	Females	Total	JV, Freshman B-teams	Males	Females	Total
Baseball	16	0	16	Baseball	0	0	0
Basketball	11	12	23	Basketball	11	0	11
Cross Country	20	9	29	Cross Country	0	0	0
Flag Football/ Football	25	25	50	Flag Football/ Football	25	0	25
Golf	0	0	0	Golf	0	0	0
Lacrosse	0	0	0	Lacrosse	0	0	0
Soccer	24	22	46	Soccer	0	0	0
Softball	0	18	18	Softball	0	0	0
Swimming/Diving	14	8	22	Swimming/Diving	0	0	0
Tennis	0	0	0	Tennis	0	0	0
Track & Field	30	23	53	Track & Field	0	0	0
Volleyball	0	15	15	Volleyball	0	0	0
Water Polo	12	10	22	Water Polo	0	0	0
Wrestling	11	3	14	Wrestling	0	0	0
Total Varsity Participants	163	145	308	Total JV Participants	36	0	36
% of Varsity Participants	53%	47%	100%	% of JV Participants	100%	0%	100%
Total Student Enrollment by Gender 2016-17	843	832	1675	Total Student Enrollment by Gender 2016-17	843	832	1675
% Student Enrollment by Gender 2016-17	50%	50%	100%	% Student Enrollment by Gender 2016-17	50%	50%	100%

Note: Participation opportunities for males and females are substantially proportionate to their enrollment in the institution. (Substantially proportionate is defined as equal to the representation of female students in the school population – not within five percentage points as in the past.)

2016-17 MONITORING FORMS

COMPONENT 1: NOTE: OCR defines a participant as anyone who (1) participated in competition or (2) participated with the team and was eligible for competition but did not play. Participation is determined as of the date of the first competitive event for the sport.

School: Nova High	Number of Participants				Number of Participants		
Varsity Teams	Males	Females	Total	JV, Freshman B-teams	Males	Females	Total
Baseball	20	0	20	Baseball	20	0	20
Basketball	15	15	30	Basketball	16	0	16
Cross Country	10	15	25	Cross Country	0	0	0
Flag Football/ Football	35	20	55	Flag Football/ Football	35	20	55
Golf	6	0	6	Golf	0	0	0
Lacrosse	0	0	0	Lacrosse	0	0	0
Soccer	21	23	44	Soccer	0	0	0
Softball	0	16	16	Softball	0	14	14
Swimming/Diving	16	23	39	Swimming/Diving	0	0	0
Tennis	9	12	21	Tennis	0	0	0
Track & Field	22	29	51	Track & Field	0	0	0
Volleyball	15	15	30	Volleyball	0	15	15
Water Polo	14	12	26	Water Polo	0	0	0
Wrestling	16	5	21	Wrestling	15	0	15
Total Varsity Participants	199	185	384	Total JV Participants	86	49	135
% of Varsity Participants	52%	48%	100%	% of JV Participants	64%	36%	100%
Total Student Enrollment by Gender 2016-17	957	1131	2088	Total Student Enrollment by Gender 2016-17	957	1131	2088
% Student Enrollment by Gender 2016-17	46%	54%	100%	% Student Enrollment by Gender 2016-17	46%	54%	100%

Note: Participation opportunities for males and females are substantially proportionate to their enrollment in the institution. (Substantially proportionate is defined as equal to the representation of female students in the school population – not within five percentage points as in the past.)

2016-17 MONITORING FORMS

COMPONENT 1: NOTE: OCR defines a participant as anyone who (1) participated in competition or (2) participated with the team and was eligible for competition but did not play. Participation is determined as of the date of the first competitive event for the sport.

School: Piper High	Number of Participants				Number of Participants		
Varsity Teams	Males	Females	Total	JV, Freshman B-teams	Males	Females	Total
Baseball	18	0	18	Baseball	10	0	10
Basketball	12	18	30	Basketball	12	14	26
Cross Country	5	12	17	Cross Country	0	0	0
Flag Football/ Football	40	25	65	Flag Football/ Football	25	18	43
Golf	5	5	10	Golf	0	0	0
Lacrosse	20	0	20	Lacrosse	0	0	0
Soccer	18	26	44	Soccer	0	0	0
Softball	0	19	19	Softball	0	0	0
Swimming/Diving	6	16	22	Swimming/Diving	0	0	0
Tennis	4	6	10	Tennis	0	0	0
Track & Field	14	19	33	Track & Field	0	0	0
Volleyball	14	24	38	Volleyball	0	15	15
Water Polo	0	0	0	Water Polo	0	0	0
Wrestling	12	0	12	Wrestling	0	0	0
Total Varsity Participants	168	170	338	Total JV Participants	47	47	94
% of Varsity Participants	50%	50%	100%	% of JV Participants	50%	50%	100%
Total Student Enrollment by Gender 2016-17	1203	1139	2342	Total Student Enrollment by Gender 2016-17	1203	1139	2342
% Student Enrollment by Gender 2016-17	51%	49%	100%	% Student Enrollment by Gender 2016-17	51%	49%	100%

Note: Participation opportunities for males and females are substantially proportionate to their enrollment in the institution. (Substantially proportionate is defined as equal to the representation of female students in the school population – not within five percentage points as in the past.)

2016-17 MONITORING FORMS

COMPONENT 1: NOTE: OCR defines a participant as anyone who (1) participated in competition or (2) participated with the team and was eligible for competition but did not play. Participation is determined as of the date of the first competitive event for the sport.

School: Plantation High	Number of Participants			Number of Participants			
Varsity Teams	Males	Females	Total	JV, Freshman B-teams	Males	Females	Total
Baseball	17	0	17	Baseball	0	0	0
Basketball	16	9	25	Basketball	10	8	18
Cross Country	16	17	33	Cross Country	0	0	0
Flag Football/ Football	48	15	63	Flag Football/ Football	33	15	48
Golf	4	1	5	Golf	0	0	0
Lacrosse	16	15	31	Lacrosse	0	0	0
Soccer	12	17	29	Soccer	0	0	0
Softball	0	18	18	Softball	0	13	13
Swimming/Diving	5	4	9	Swimming/Diving	0	0	0
Tennis	0	0	0	Tennis	0	0	0
Track & Field	20	18	38	Track & Field	0	0	0
Volleyball	0	13	13	Volleyball	0	0	0
Water Polo	10	5	15	Water Polo	0	0	0
Wrestling	14	0	14	Wrestling	8	0	8
Total Varsity Participants	178	132	310	Total JV Participants	51	36	87
% of Varsity Participants	57%	43%	100%	% of JV Participants	59%	41%	100%
Total Student Enrollment by Gender 2016-17	1109	1086	2195	Total Student Enrollment by Gender 2016-17	1109	1086	2195
% Student Enrollment by Gender 2016-17	51%	49%	100%	% Student Enrollment by Gender 2016-17	51%	49%	100%

Note: Participation opportunities for males and females are substantially proportionate to their enrollment in the institution. (Substantially proportionate is defined as equal to the representation of female students in the school population – not within five percentage points as in the past.)

2016-17 MONITORING FORMS

COMPONENT 1: NOTE: OCR defines a participant as anyone who (1) participated in competition or (2) participated with the team and was eligible for competition but did not play. Participation is determined as of the date of the first competitive event for the sport.

School: Pompano Beach High	Number of Participants				Number of Participants		
Varsity Teams	Males	Females	Total	JV, Freshman B-teams	Males	Females	Total
Baseball	22	0	22	Baseball	20	0	20
Basketball	12	11	23	Basketball	12	0	12
Cross Country	8	0	8	Cross Country	0	0	0
Flag Football/ Football	26	17	43	Flag Football/ Football	30	17	47
Golf	6	9	15	Golf	0	0	0
Lacrosse	0	0	0	Lacrosse	0	0	0
Soccer	22	19	41	Soccer	0	26	26
Softball	0	11	11	Softball	0	12	12
Swimming/Diving	18	27	45	Swimming/Diving	0	0	0
Tennis	7	11	18	Tennis	0	0	0
Track & Field	23	10	33	Track & Field	0	0	0
Volleyball	12	11	23	Volleyball	0	17	17
Water Polo	17	20	37	Water Polo	0	0	0
Wrestling	0	0	0	Wrestling	0	0	0
Total Varsity Participants	173	146	319	Total JV Participants	62	72	134
% of Varsity Participants	54%	46%	100%	% of JV Participants	46%	54%	100%
Total Student Enrollment by Gender 2016-17	540	646	1186	Total Student Enrollment by Gender 2016-17	540	646	1186
% Student Enrollment by Gender 2016-17	46%	54%	100%	% Student Enrollment by Gender 2016-17	46%	54%	100%

Note: Participation opportunities for males and females are substantially proportionate to their enrollment in the institution. (**Substantially proportionate is defined as equal to the representation of female students in the school population – not within five percentage points as in the past.**)

2016-17 MONITORING FORMS

COMPONENT 1: NOTE: OCR defines a participant as anyone who (1) participated in competition or (2) participated with the team and was eligible for competition but did not play. Participation is determined as of the date of the first competitive event for the sport.

School: South Broward High	Number of Participants				Number of Participants		
Varsity Teams	Males	Females	Total	JV, Freshman B-teams	Males	Females	Total
Baseball	18	0	18	Baseball	11	0	11
Basketball	16	12	28	Basketball	12	7	19
Cross Country	15	17	32	Cross Country	0	0	0
Flag Football/ Football	43	16	59	Flag Football/ Football	31	1	32
Golf	5	3	8	Golf	0	0	0
Lacrosse	0	0	0	Lacrosse	0	0	0
Soccer	24	18	42	Soccer	0	0	0
Softball	0	19	19	Softball	0	0	0
Swimming/Diving	30	34	64	Swimming/Diving	0	0	0
Tennis	9	9	18	Tennis	0	0	0
Track & Field	26	21	47	Track & Field	0	0	0
Volleyball	16	12	28	Volleyball	0	0	0
Water Polo	24	30	54	Water Polo	0	0	0
Wrestling	17	0	17	Wrestling	15	0	15
Total Varsity Participants	243	191	434	Total JV Participants	69	8	77
% of Varsity Participants	56%	44%	100%	% of JV Participants	90%	10%	100%
Total Student Enrollment by Gender 2016-17	1138	1007	2145	Total Student Enrollment by Gender 2016-17	1138	1007	2145
% Student Enrollment by Gender 2016-17	53%	47%	100%	% Student Enrollment by Gender 2016-17	53%	47%	100%

Note: Participation opportunities for males and females are substantially proportionate to their enrollment in the institution. (**Substantially proportionate is defined as equal to the representation of female students in the school population – not within five percentage points as in the past.**)

2016-17 MONITORING FORMS

COMPONENT 1: NOTE: OCR defines a participant as anyone who (1) participated in competition or (2) participated with the team and was eligible for competition but did not play. Participation is determined as of the date of the first competitive event for the sport.

School: South Plantation High	Number of Participants				Number of Participants		
Varsity Teams	Males	Females	Total	JV, Freshman B-teams	Males	Females	Total
Baseball	17	0	17	Baseball	13	0	13
Basketball	12	15	27	Basketball	11	10	21
Cross Country	13	10	23	Cross Country	0	0	0
Flag Football/ Football	43	20	63	Flag Football/ Football	35	20	55
Golf	2	1	3	Golf	0	0	0
Lacrosse	18	23	41	Lacrosse	0	22	22
Soccer	18	22	40	Soccer	0	0	0
Softball	0	16	16	Softball	0	11	11
Swimming/Diving	11	15	26	Swimming/Diving	0	0	0
Tennis	8	8	16	Tennis	0	0	0
Track & Field	26	30	56	Track & Field	0	0	0
Volleyball	8	12	20	Volleyball	0	9	9
Water Polo	10	12	22	Water Polo	0	0	0
Wrestling	9	3	12	Wrestling	0	0	0
Total Varsity Participants	195	187	382	Total JV Participants	59	72	131
% of Varsity Participants	51%	49%	100%	% of JV Participants	45%	55%	100%
Total Student Enrollment by Gender 2016-17	1142	1076	2218	Total Student Enrollment by Gender 2016-17	1142	1076	2218
% Student Enrollment by Gender 2016-17	51%	49%	100%	% Student Enrollment by Gender 2016-17	51%	49%	100%

Note: Participation opportunities for males and females are substantially proportionate to their enrollment in the institution. (Substantially proportionate is defined as equal to the representation of female students in the school population – not within five percentage points as in the past.)

2016-17 MONITORING FORMS

COMPONENT 1: NOTE: OCR defines a participant as anyone who (1) participated in competition or (2) participated with the team and was eligible for competition but did not play. Participation is determined as of the date of the first competitive event for the sport.

School: Stoneman Douglas	Number of Participants				Number of Participants		
Varsity Teams	Males	Females	Total	JV, Freshman B-teams	Males	Females	Total
Baseball	20	0	20	Baseball	17	0	17
Basketball	14	12	26	Basketball	10	17	27
Cross Country	12	21	33	Cross Country	0	0	0
Flag Football/ Football	47	21	68	Flag Football/ Football	40	0	40
Golf	5	9	14	Golf	0	0	0
Lacrosse	25	20	45	Lacrosse	17	0	17
Soccer	21	22	43	Soccer	0	25	25
Softball	0	18	18	Softball	0	20	20
Swimming/Diving	19	26	45	Swimming/Diving	0	0	0
Tennis	8	14	22	Tennis	0	0	0
Track & Field	31	41	72	Track & Field	0	0	0
Volleyball	11	15	26	Volleyball	0	18	18
Water Polo	13	16	29	Water Polo	0	0	0
Wrestling	12	0	12	Wrestling	1	3	4
Total Varsity Participants	238	235	473	Total JV Participants	85	83	168
% of Varsity Participants	50%	50%	100%	% of JV Participants	51%	49%	100%
Total Student Enrollment by Gender 2016-17	1619	1573	3192	Total Student Enrollment by Gender 2016-17	1619	1573	3192
% Student Enrollment by Gender 2016-17	51%	49%	100%	% Student Enrollment by Gender 2016-17	51%	49%	100%

Note: Participation opportunities for males and females are substantially proportionate to their enrollment in the institution. (**Substantially proportionate is defined as equal to the representation of female students in the school population – not within five percentage points as in the past.**)

2016-17 MONITORING FORMS

COMPONENT 1: NOTE: OCR defines a participant as anyone who (1) participated in competition or (2) participated with the team and was eligible for competition but did not play. Participation is determined as of the date of the first competitive event for the sport.

School: Stranahan High	Number of Participants			Number of Participants			
Varsity Teams	Males	Females	Total	JV, Freshman B-teams	Males	Females	Total
Baseball	17	0	17	Baseball	9	0	9
Basketball	15	23	38	Basketball	10	14	24
Cross Country	14	24	38	Cross Country	0	0	0
Flag Football/ Football	43	31	74	Flag Football/ Football	28	39	67
Golf	0	0	0	Golf	0	0	0
Lacrosse	0	0	0	Lacrosse	0	0	0
Soccer	22	25	47	Soccer	0	0	0
Softball	0	22	22	Softball	0	0	0
Swimming/Diving	17	20	37	Swimming/Diving	0	0	0
Tennis	0	0	0	Tennis	0	0	0
Track & Field	35	41	76	Track & Field	0	0	0
Volleyball	0	25	25	Volleyball	0	0	0
Water Polo	0	0	0	Water Polo	0	0	0
Wrestling	22	0	22	Wrestling	0	0	0
Total Varsity Participants	185	211	396	Total JV Participants	47	53	100
% of Varsity Participants	47%	53%	100%	% of JV Participants	47%	53%	100%
Total Student Enrollment by Gender 2016-17	628	714	1342	Total Student Enrollment by Gender 2016-17	628	714	1342
% Student Enrollment by Gender 2016-17	47%	53%	100%	% Student Enrollment by Gender 2016-17	47%	53%	100%

Note: Participation opportunities for males and females are substantially proportionate to their enrollment in the institution. (**Substantially proportionate is defined as equal to the representation of female students in the school population – not within five percentage points as in the past.**)

2016-17 MONITORING FORMS

COMPONENT 1: NOTE: OCR defines a participant as anyone who (1) participated in competition or (2) participated with the team and was eligible for competition but did not play. Participation is determined as of the date of the first competitive event for the sport.

School: Taravella High	Number of Participants				Number of Participants		
Varsity Teams	Males	Females	Total	JV, Freshman B-teams	Males	Females	Total
Baseball	17	0	17	Baseball	17	0	17
Basketball	10	15	25	Basketball	12	0	12
Cross Country	10	10	20	Cross Country	0	0	0
Flag Football/ Football	48	28	76	Flag Football/ Football	32	0	32
Golf	4	5	9	Golf	0	0	0
Lacrosse	20	30	50	Lacrosse	0	0	0
Soccer	25	23	48	Soccer	0	24	24
Softball	0	16	16	Softball	0	0	0
Swimming/Diving	20	22	42	Swimming/Diving	0	0	0
Tennis	5	9	14	Tennis	0	0	0
Track & Field	25	22	47	Track & Field	0	0	0
Volleyball	12	12	24	Volleyball	0	14	14
Water Polo	14	16	30	Water Polo	0	0	0
Wrestling	14	7	21	Wrestling	0	0	0
Total Varsity Participants	224	215	439	Total JV Participants	61	38	99
% of Varsity Participants	51%	49%	100%	% of JV Participants	62%	38%	100%
Total Student Enrollment by Gender 2016-17	1608	1552	3160	Total Student Enrollment by Gender 2016-17	1608	1552	3160
% Student Enrollment by Gender 2016-17	51%	49%	100%	% Student Enrollment by Gender 2016-17	51%	49%	100%

Note: Participation opportunities for males and females are substantially proportionate to their enrollment in the institution. (Substantially proportionate is defined as equal to the representation of female students in the school population – not within five percentage points as in the past.)

2016-17 MONITORING FORMS

COMPONENT 1: NOTE: OCR defines a participant as anyone who (1) participated in competition or (2) participated with the team and was eligible for competition but did not play. Participation is determined as of the date of the first competitive event for the sport.

School: West Broward High	Number of Participants				Number of Participants		
Varsity Teams	Males	Females	Total	JV, Freshman B-teams	Males	Females	Total
Baseball	23	0	23	Baseball	25	0	25
Basketball	15	10	25	Basketball	18	0	18
Cross Country	10	14	24	Cross Country	0	0	0
Flag Football/ Football	38	28	66	Flag Football/ Football	22	18	40
Golf	7	6	13	Golf	0	0	0
Lacrosse	24	22	46	Lacrosse	0	0	0
Soccer	25	22	47	Soccer	0	18	18
Softball	0	15	15	Softball	0	0	0
Swimming/Diving	23	24	47	Swimming/Diving	0	0	0
Tennis	6	14	20	Tennis	0	0	0
Track & Field	26	22	48	Track & Field	0	0	0
Volleyball	15	17	32	Volleyball	0	12	12
Water Polo	0	0	0	Water Polo	0	0	0
Wrestling	12	0	12	Wrestling	3	0	3
Total Varsity Participants	224	194	418	Total JV Participants	68	48	116
% of Varsity Participants	54%	46%	100%	% of JV Participants	59%	41%	100%
Total Student Enrollment by Gender 2016-17	1346	1386	2732	Total Student Enrollment by Gender 2016-17	1346	1386	2732
% Student Enrollment by Gender 2016-17	49%	51%	100%	% Student Enrollment by Gender 2016-17	49%	51%	100%

Note: Participation opportunities for males and females are substantially proportionate to their enrollment in the institution. (Substantially proportionate is defined as equal to the representation of female students in the school population – not within five percentage points as in the past.)

2016-17 MONITORING FORMS

COMPONENT 1: NOTE: OCR defines a participant as anyone who (1) participated in competition or (2) participated with the team and was eligible for competition but did not play. Participation is determined as of the date of the first competitive event for the sport.

School: Western High	Number of Participants				Number of Participants		
Varsity Teams	Males	Females	Total	JV, Freshman B-teams	Males	Females	Total
Baseball	20	0	20	Baseball	20	0	20
Basketball	15	16	31	Basketball	15	0	15
Cross Country	14	19	33	Cross Country	0	0	0
Flag Football/ Football	58	51	109	Flag Football/ Football	49	32	81
Golf	11	4	15	Golf	0	0	0
Lacrosse	25	17	42	Lacrosse	0	0	0
Soccer	22	38	60	Soccer	0	17	17
Softball	0	27	27	Softball	0	19	19
Swimming/Diving	12	11	23	Swimming/Diving	0	0	0
Tennis	6	6	12	Tennis	0	0	0
Track & Field	31	33	64	Track & Field	0	0	0
Volleyball	14	35	49	Volleyball	0	27	27
Water Polo	7	8	15	Water Polo	0	0	0
Wrestling	14	0	14	Wrestling	0	0	0
Total Varsity Participants	249	265	514	Total JV Participants	84	95	179
% of Varsity Participants	48%	52%	100%	% of JV Participants	47%	53%	100%
Total Student Enrollment by Gender 2016-17	1585	1494	3079	Total Student Enrollment by Gender 2016-17	1585	1494	3079
% Student Enrollment by Gender 2016-17	51%	49%	100%	% Student Enrollment by Gender 2016-17	51%	49%	100%

Note: Participation opportunities for males and females are substantially proportionate to their enrollment in the institution. (Substantially proportionate is defined as equal to the representation of female students in the school population – not within five percentage points as in the past.)

PART IV

**2016-2017 EDUCATIONAL EQUITY ACT PLAN
Gender Equity in Athletics**

**Section - C
Corrective Action Plans for 2017-2018**

Part IV - C

2016-2017 EDUCATIONAL EQUITY ACT PLAN Corrective Action Plans for 2017-2018

The High Schools that are found to be out of compliance for 2016-2017 with any or all components required by Title IX and the Florida Educational Equity Act must submit a Corrective Action Plan for their school. The schools are as follows:

- Blanche Ely
- Boyd Anderson
- Coconut Creek
- Coral Glades
- Dillard 6-12
- Everglades
- Fort Lauderdale
- Northeast
- Nova
- Plantation
- Pompano Beach
- South Broward
- Taravella
- West Broward

PART IV GENDER EQUITY IN ATHLETICS

Corrective Action Plan

District: Broward

School: Blanche Ely High

Gender Equity in Athletics Corrective Action Plan


(1) Gender Equity in Athletics Component	(2) Planned Actions To Address Deficiencies Found in Athletics	(3) Responsible Person(s) and Contact Information	(4) Time Lines
Sports and levels of completion effectively accommodate the interest and abilities of members of both sexes.	To increase the number of female participants the Athletic Department will take the following actions: In the Spring of 2017 a representative from the athletic department will speak to feeder schools to promote and further encourage athletic participation, and add Pre-Season athletic information night.	Malcolm Spence, Athletic Administrator Sandra Fencher, AD	Aug. 2017- June 2018
	The Athletic Department will increase JV softball and soccer participation with added sport trainings and onsite camps.	Malcolm Spence, Athletic Administrator Sandra Fencher, AD	Aug. 2017- June 2018
	The Athletic Department will continue participating in school wide Open House and Community events.	Athletic Staff	Aug 2017- June 2018

We hereby verify that the above Corrective Action Plan will be implemented to bring the institution into compliance within the time frame indicated in the Plan.



Principal Signature

3-17-17
Date



Chief School Performance & Accountability Officer Signature

5/2/17
Date



Superintendent Signature

5/9/17
Date

**PART IV
GENDER EQUITY IN ATHLETICS**

Corrective Action Plan

District: Broward

School: Boyd H. Anderson
High School

Gender Equity in Athletics Corrective Action Plan

(1) Gender Equity in Athletics Component	(2) Planned Actions To Address Deficiencies Found in Athletics	(3) Responsible Person(s) and Contact Information	(4) Time Lines
Sports and levels of competition effectively accommodate the interests and abilities of members of both sexes.	1. Offer more Junior Varsity sports to increase participation of female student athletes for the 2017-2018 school year.	Brandon Wesley, Director of Athletics (all action steps)	August 2017
	2. Sport to be added (JV Flag Football)		January 2018

We hereby verify that the above Corrective Action Plan will be implemented to bring the institution into compliance within the time frame indicated in the Plan.



Principal Signature

3/13/2017
Date



Chief School Performance & Accountability Officer Signature

5/2/17
Date



Superintendent Signature

5/9/17
Date

**PART IV
GENDER EQUITY IN ATHLETICS**

Corrective Action Plan


District: Broward

School: Coconut Creek HS


Gender Equity in Athletics Corrective Action Plan

(1) Gender Equity in Athletics Component	(2) Planned Actions To Address Deficiencies Found in Athletics	(3) Responsible Person(s) and Contact Information	(4) Time Lines
Sports and levels of competition effectively accommodate the interest and abilities of both members of both sexes.	<p>The AD, Assistant Principal over athletics will host school wide meetings with all females and encourage participation, emphasizing the benefits of competing in HS athletics.</p> <p>Athletic Department will make flyers and distribute informational brochures that document success stories of females who participated in school athletic programs. Additionally, continuous announcements will be made in regards to female participation throughout the sports season.</p>	Charles Hendrix (AD) Brittney Scott (Asst. AD) Scott Fiske (Principal)	Present the following school year.


We hereby verify that the above Corrective Action Plan will be implemented to bring the institution into compliance within the time frame indicated in the Plan.



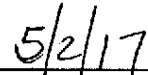
Principal Signature




Date



Chief School Performance & Accountability Officer Signature



Date



Date

PART IV GENDER EQUITY IN ATHLETICS

Corrective Action Plan


District: Broward

School: Coral Glades

Gender Equity in Athletics Corrective Action Plan

(1) Gender Equity in Athletics Component	(2) Planned Actions To Address Deficiencies Found in Athletics	(3) Responsible Person(s) and Contact Information	(4) Time Lines
Sports and levels of competition effectively accommodate the interests and abilities of member of both sexes,	<ol style="list-style-type: none"> 1. Maximize the rosters for each Female sport. 2. Have a in house recruiting during freshman orientation 	<p>AD and each female sport coach</p> <p>AD, coaches, SGA</p>	During tryout periods. August 2017- March 2018


We hereby verify that the above Corrective Action Plan will be implemented to bring the institution into compliance within the time frame indicated in the Plan.



Principal Signature

3/6/17


Date



Chief School Performance & Accountability Officer Signature

5/2/17

Date



Superintendent Signature

5/9/17

Date

PART IV GENDER EQUITY IN ATHLETICS

Corrective Action Plan


District: Broward

School: Dillard High School 6-12

Gender Equity in Athletics Corrective Action Plan

(1) Gender Equity in Athletics Component	(2) Planned Actions To Address Deficiencies Found in Athletics	(3) Responsible Person(s) and Contact Information	(4) Time Lines
1. Sports and levels of competition effectively accommodate the interests and abilities of members of both sexes.	1. Recruit female students to participate in Flag Football and Volleyball programs at Freshman Orientation.	Tracie Latimer, Athletic Administrator	Aug. 2017
	2. Increase number of female athletes participating in JV Soccer.	Tracie Latimer, Athletic Administrator	Aug. 2017
	3. Recruitment drive for more cross sports participation in female athletics – Spring/Fall.	Tracie Latimer, Athletic Administrator	Aug. 2017
	4. Athletic Director/Administrator and coaches will continue to visit feeder schools as well as distribute information on upcoming high school sports programs.	Tracie Latimer, Athletic Administrator	May 2018


We hereby verify that the above Corrective Action Plan will be implemented to bring the institution into compliance within the time frame indicated in the Plan.



Principal Signature

3/17/17


Date



Chief School Performance & Accountability Officer Signature

5/2/17

Date



Superintendent Signature

5/9/17

Date

PART IV GENDER EQUITY IN ATHLETICS

Corrective Action Plan

District: Broward

School: Everglades High

Gender Equity in Athletics Corrective Action Plan

(1) Gender Equity in Athletics Component	(2) Planned Actions To Address Deficiencies Found in Athletics	(3) Responsible Person(s) and Contact Information	(4) Time Lines
Sports and levels of competition effectively accommodate the interests and abilities of members of both sexes.	Advertise daily in weeks leading up to seasonal tryouts. Offer additional JV female sports Actively engage new incoming students at freshman orientation.	Carlos Menendez Cell 305-542-6182 Office 754-323-0527 Carlos.Menendez@browardschools.com	2017-2018 School year


We hereby verify that the above Corrective Action Plan will be implemented to bring the institution into compliance within the time frame indicated in the Plan.



 Principal Signature

3/20/17


 Date



 Chief School Performance & Accountability Officer Signature

5/2/17

 Date



 Superintendent Signature

5/9/17

 Date

**PART IV
GENDER EQUITY IN ATHLETICS**

Corrective Action Plan


District: Broward

School: Ft. Lauderdale High

Gender Equity in Athletics Corrective Action Plan

(1) Gender Equity in Athletics Component	(2) Planned Actions To Address Deficiencies Found in Athletics	(3) Responsible Person(s) and Contact Information	(4) Time Lines
#1 Student Gender Population Ratio Equal to Athletic Gender Ratio	Ft. Lauderdale High School will look very hard on how to increase the number of female athletes (need increase of 1%) by most likely increasing size of Swimming, Track, and or Flag Football	Timothy Lawrence 754-322-1155 tjlawrence@browardschools.com	School Year 2017- 18


We hereby verify that the above Corrective Action Plan will be implemented to bring the institution into compliance within the time frame indicated in the Plan.



Principal Signature

3/21/17


Date



Chief School Performance & Accountability Officer Signature

5/2/17

Date



Superintendent Signature

5/9/17

Date

**PART IV
GENDER EQUITY IN ATHLETICS**

Corrective Action Plan


District: Broward

School: Northeast High School

Gender Equity in Athletics Corrective Action Plan

(1) Gender Equity in Athletics Component	(2) Planned Actions To Address Deficiencies Found in Athletics	(3) Responsible Person(s) and Contact Information	(4) Time Lines
Sports and levels of competition effectively accommodate the interests and abilities of both sexes.	<p>-Northeast will maximize the rosters for each female sport.</p> <p>-Northeast will host an in-house Athletics orientation and will promote the increase of female student participation.</p>	<p>The AD and the female coaching staff.</p> <p>The AD, SGA and all coaches</p> <p>Stacey Cerda Athletic Director 754-322-1550 Stacey.cerda@browardschools.com</p>	<p>Fall All-Sports orientation night, and continuously throughout the 2017-2018 athletic seasons.</p>


We hereby verify that the above Corrective Action Plan will be implemented to bring the institution into compliance within the time frame indicated in the Plan.



Principal Signature

3/17/17


Date



Chief School Performance & Accountability Officer Signature

5/2/17

Date



Superintendent Signature

5/9/17

Date

PART IV GENDER EQUITY IN ATHLETICS

Corrective Action Plan

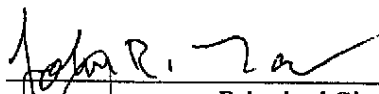
District: Broward

School: NOVA HIGH SCHOOL


Gender Equity in Athletics Corrective Action Plan

(1) Gender Equity in Athletics Component	(2) Planned Actions To Address Deficiencies Found in Athletics	(3) Responsible Person(s) and Contact Information	(4) Time Lines
<p>Our female enrollment (54%) continues to be higher than our male enrollment (46%) every year.</p>	<p>Continue to recruit/promote Varsity and JV programs in all sports through middle school meetings, New to Nova Parent Night, New to Nova registration, Orientation, school website, school PA announcements, flyers and summer camps.</p> <p>We also hired a female PE teacher, which we believe may allow for more recruitment opportunities because she was a dual-sport athlete in volleyball and softball.</p> <p>In addition, if the county does not have the posters that used to be available for posting around campus to help promote female participation in sports, we will create our own.</p>	<p>Heidi. J. Jones (754)323-1650</p>	<p>Spring/Summer Jan. 2017-July 2017</p> <p>Fall Aug. 2017</p> <p>Winter Dec. 2017</p> <p>Spring Jan. 2018</p>


We hereby verify that the above Corrective Action Plan will be implemented to bring the institution into compliance within the time frame indicated in the Plan.



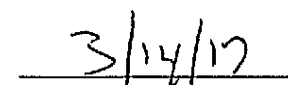
 Principal Signature



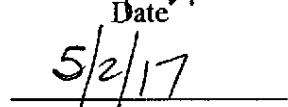
 Chief School Performance & Accountability Officer Signature




 Superintendent Signature



 Date



 Date



 Date

**PART IV
GENDER EQUITY IN ATHLETICS**

Corrective Action Plan

District: Broward

School: PLANTATION HIGH

Gender Equity in Athletics Corrective Action Plan

(1) Gender Equity in Athletics Component	(2) Planned Actions To Address Deficiencies Found in Athletics	(3) Responsible Person(s) and Contact Information	(4) Time Lines
SPORTS AND LEVEL OF COMPETITION EFFECTIVELY ACCOMMODATE THE INTEREST AND ABILITIES OF MEMBERS OF BOTH SEXES	<p>PLANTATION HIGH SCHOOL WILL USE THE FOLLOWING STRATEGIES TO PROMOTE OUR SPORTS PROGRAMS TO INCREASE PARTICIPATION:</p> <ul style="list-style-type: none"> • WILL PROMOTE GIRLS' VOLLEYBALL TO FIELD A JUNIOR VARSITY TEAM, AND TENNIS AND WATER POLO FIELD A GIRLS TEAM • USE SOCIAL MEDIA TO PROMOTE ALL SPORTS AVAILABLE TO THE FEMALE STUDENTS • WILL USE MORNING ANNOUNCEMENTS, PLANTATION MAGZINE AND NEWS LETTER TO SHARE IMPORTANT INFORMATION ON EACH SPORT OFFERED • USE ALL OPEN HOUSE EVENTS TO PROMOTE ATHLETICS TO THE NEW AND INCOMING STUDENTS 	<p>WILL BANKS, ATHLETIC DIRECTOR</p> <p>WILLIAM.D.BANKS@BROWARDSCHOOLS.COM 754-322-1935</p>	<p>MAY 22 THROUGH AUGUST 31, 2017</p>


We hereby verify that the above Corrective Action Plan will be implemented to bring the institution into compliance within the time frame indicated in the Plan.



Principal Signature

3/21/17


Date



Chief School Performance & Accountability Officer Signature

5/2/17

Date



Superintendent Signature

5/9/17

Date

**PART IV
GENDER EQUITY IN ATHLETICS**

Corrective Action Plan

District: Broward

School: Pompano Beach High
0125

Gender Equity in Athletics Corrective Action Plan

(1) Gender Equity in Athletics Component	(2) Planned Actions To Address Deficiencies Found in Athletics	(3) Responsible Person(s) and Contact Information	(4) Time Lines
	<ol style="list-style-type: none"> 1. Continue to push and improve the recruitment of female athletes through announcements, social media and handouts. 2. Work with teachers interested in coaching to help fill positions that involve girls. 3. Using the website we will push tryout dates so everyone knows the dates 4. Work with booster club and student organizations to find out about possible athletes, keying on ROTC and HOPE classes. 5. Work with t-shirt giveaway to entice participation as we did in the past. 	<p>Jason Frey 954-801-0211</p>	<p>July 1 to June 30 2018</p>

We hereby verify that the above Corrective Action Plan will be implemented to bring the institution into compliance within the time frame indicated in the Plan.



Principal Signature

3/17/17


Date



Chief School Performance & Accountability Officer Signature

5/2/17

Date



Superintendent Signature

5/9/17

Date

**PART IV
GENDER EQUITY IN ATHLETICS**

Corrective Action Plan

District: Broward

School: South Broward High

Gender Equity in Athletics Corrective Action Plan

(1) Gender Equity in Athletics Component	(2) Planned Actions To Address Deficiencies Found in Athletics	(3) Responsible Person(s) and Contact Information	(4) Time Lines
Sports and levels of competition effectively accommodate interest and abilities of members of both sexes.	Make announcements for all female sports to increase participation. Offer Girls Flag Football on the Junior Varsity Level Offer Girls JV Soccer Offer JV Girls Volleyball <ul style="list-style-type: none"> • Recruit students at Freshman Invasion • Recruit students through Daily Announcements 	Athletic Director Joshua Shapiro AP of Athletics Timothy Winburn	2017-2018 School Year

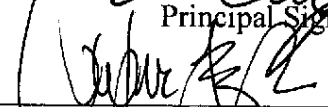
We hereby verify that the above Corrective Action Plan will be implemented to bring the institution into compliance within the time frame indicated in the Plan.



Principal Signature

3/14/17


Date



Chief School Performance & Accountability Officer Signature

5/2/17

Date



Superintendent Signature

5/9/17

Date

**PART IV
GENDER EQUITY IN ATHLETICS**

Corrective Action Plan


District: Broward


School: Taravella High


Gender Equity in Athletics Corrective Action Plan

(1) Gender Equity in Athletics Component	(2) Planned Actions To Address Deficiencies Found in Athletics	(3) Responsible Person(s) and Contact Information	(4) Time Lines
Sports and levels of competition effectively accommodate the interest and abilities of members of both sexes.	<ol style="list-style-type: none"> 1. Advertise and speak to students more frequently. 2. Visit feeder middle schools 3. Try and rebuild JV softball and flag football teams for 2017-2018. 	Jason Stein, Athletic Director Jason.stein@browardschools.com	August 2017 – June 2018

We hereby verify that the above Corrective Action Plan will be implemented to bring the institution into compliance within the time frame indicated in the Plan.



 Principal Signature


 Chief School Performance & Accountability Officer Signature


 Superintendent Signature

3.21.17

 Date
 5/2/17

 Date
 5/9/17

 Date

PART IV GENDER EQUITY IN ATHLETICS

Corrective Action Plan

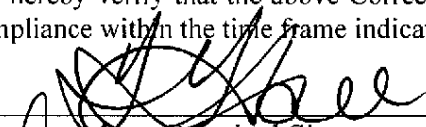
District: Broward

School: West Broward

Gender Equity in Athletics Corrective Action Plan

(1) Gender Equity in Athletics Component	(2) Planned Actions To Address Deficiencies Found in Athletics	(3) Responsible Person(s) and Contact Information	(4) Time Lines
Sports and Levels of competition effectively Accommodate the interest and abilities of members of both sexes	<ol style="list-style-type: none"> 1. Balance out M/F rosters – by promoting female participation. 2. Utilize forums (campus visits/ open house/ ect) for Coaches of Female sports to advertise camps/ leagues/ teams/ open gyms. 	<p>Coaches and Athletic Administration.</p> <p>Coaches</p>	Now thru one year from now

We hereby verify that the above Corrective Action Plan will be implemented to bring the institution into compliance within the time frame indicated in the Plan.




Principal Signature

3-30-17
Date



Chief School Performance & Accountability Officer Signature

5/2/17
Date



Superintendent Signature

5/9/17
Date

PART IV

**2016-2017 EDUCATIONAL EQUITY ACT PLAN
Gender Equity in Athletics**

**Section - D
Status Reports for 2015-2016**

Part IV - D

2016-2017 EDUCATIONAL EQUITY ACT PLAN Status Report Forms 2015-2016

The District submitted Corrective Action Plans in the 2015-2016 Equity Update for: Blanche Ely, Boyd Anderson, Coconut Creek, Coral Glades, Dillard, Fort Lauderdale, Hallandale, Hollywood Hills, Monarch, Northeast, Nova, Plantation, Pompano Beach, South Broward, Stoneman Douglas, and Western. This section includes the status reports of the Corrective Action Plans that were previously submitted.

**PART IV
ISSUES IN ATHLETICS**

**(STATUS REPORT from)
2015-2016**

District: **Broward**

School: **Blanche Ely High**

Athletics Corrective Action Plan for Non-Compliance Components

(1) Gender Equity in Athletics Component	(2) Planned Actions To Address Deficiencies Found in Athletics	(3) Responsible Person(s) and Contact Information	(4) Time Lines	(5) Status
Sports and levels of completion effectively accommodate the interest and abilities of members of both sexes.	To increase the number of female participants the Athletic Department will take the following actions: In the Spring of 2016 a representative from the athletic department will speak to feeder schools to promote and further encourage athletic participation, and add Quarterly athletic information night.	Malcolm Spence – Athletic Administrator Sandra Fencher – AD	August 2016 – June 2017	Completed
	The Athletic Department will attempt to field a JV girls' softball, soccer, and flag football team. JV coach supplements to be added if number of athletes secured.	Malcolm Spence – Athletic Administrator Sandra Fencher – AD	August 2016 – June 2017	On going
	The Athletic Department will continue holding recruiting sessions during school wide open house event and both magnet open house events.	Athletic Staff	August 2016 – June 2017	On going

I hereby verify that the above Corrective Action Plan Status Report has been implemented to bring our school into compliance within the time frame listed in the 2015-2016 Equity Plan.


Signature, Principal

3-17-17
Date

PART IV
ISSUES IN ATHLETICS


(STATUS REPORT from)
2015-2016

School: Boyd H. Anderson High

District: Broward

(1) Gender Equity in Athletics Component	(2) Planned Actions To Address Deficiencies Found in Athletics	(3) Responsible Person(s) and Contact Information	(4) Time Lines	(5) Status
1. Sports and levels of competition effectively accommodate the interests and abilities of both sexes.	<p>A. During Freshman Invasion we will set up booths to showcase the variety of sports available to young ladies attending Boyd H. Anderson High.</p> <p>B. During Open house we will set up booths to showcase variety of young ladies to distribute hard our booklets to female athletes who were awarded athletic scholarship.</p> <p>C. Continued to implement public relations initiative w/ the slogan "Young ladies are Student Athletes too... Become part of a team"</p> <p>D. Invite feeder middle school female athletes and their families to attend sporting events</p> <p>E. Implement Intramural activities for softball, basketball, soccer, and volleyball.</p>	<p>A. Brandon Wesley Director of Athletics</p> <p>B. Brandon Wesley Director of Athletics</p> <p>C. Brandon Wesley Director of Athletics</p> <p>D. Brandon Wesley Director of Athletics and coaching staff</p> <p>E. Brandon Wesley Director of Athletics</p>	<p>A. Aug. 2016</p> <p>B. Sept. 2016</p> <p>Aug. 2016 – May 2017</p> <p>D. Sept. 2016 – May 2017</p> <p>E. Feb. 2017 – May 2017</p>	<p>Completed 8/16/16</p> <p>Completed 8/16/16</p> <p>Completed 11/18/16</p> <p>Completed 3/3/17</p> <p>Completed 2/22/17</p>

I hereby verify that the above Corrective Action Plan Status Report has been implemented to bring our school into compliance within the time frame listed in the 2015-2016 Equity Plan.


Signature, Principal

3/10/2017
Date

**PART IV
ISSUES IN ATHLETICS**

(STATUS REPORT from)

2015-2016

District: **Broward**

School: **Coconut Creek High**

Athletics Corrective Action Plan for Non-Compliance Components

(1) Gender Equity in Athletics Component	(2) Planned Actions To Address Deficiencies Found in Athletics	(3) Responsible Person(s) and Contact Information	(4) Time Lines	(5) Status
Sports and levels of competition effectively accommodate the interest and abilities of both members of both sexes.	The AD, Assistant and Principal over athletics will host school wide meetings with all females and encourage participation, emphasizing the benefits of competing HS athletics.	Charles Hendrix (AD) Brittney Scott (Asst. AD) Scott Fiske (Principal)	Present the following school year	Ongoing
	Athletic Department will make flyers and distribute informational brochures that document success stories of females who participated in school athletic programs. Additionally, continuous announcements will be made in regards to female participation in and throughout the sports seasons.			
	Athletic Department in conjunction with 9 th grade academy will host a series of curriculum/athletic nights, where information on curriculum and athletic participation will be promoted.			

I hereby verify that the above Corrective Action Plan Status Report has been implemented to bring our school into compliance within the time frame listed in the 2015-2016 Equity Plan.


 Signagire, Principal

3/17/17
 Date

**PART IV
ISSUES IN ATHLETICS**

**(STATUS REPORT from)
2015-2016**

District: **Broward**

School: **Coral Glades High**

Athletics Corrective Action Plan for Non-Compliance Components

(1) Gender Equity in Athletics Component	(2) Planned Actions To Address Deficiencies Found in Athletics	(3) Responsible Person(s) and Contact Information	(4) Time Lines	(5) Status
1. Sports and Levels of competition effectively accommodate the interests and abilities of members of both sexes.	1. Maximize the rosters for each female sport. 2. Have a special in house recruiting during freshman orientation. 3. Addition of new sports to the school offering more opportunities for female athletes.	AD and each Female sports coach AD, Guidance department, SGA AD and Principal	During tryout periods, August 2016 2016-2017	In progress Completed Completed

I hereby verify that the above Corrective Action Plan Status Report has been implemented to bring our school into compliance within the time frame listed in the 2015-2016 Equity Plan.



Signature, Principal

3/4/17
Date

**PART IV
ISSUES IN ATHLETICS**

**(STATUS REPORT from)
2015-2016**


District: Broward

School: Dillard High

Athletics Corrective Action Plan for Non-Compliance Components

(1) Gender Equity in Athletics Component	(2) Planned Actions To Address Deficiencies Found in Athletics	(3) Responsible Person(s) and Contact Information	(4) Time Lines	(5) Status
1. Sports and levels of competition effectively accommodate the interests and abilities of members of both sexes.	<ol style="list-style-type: none"> 1. Recruit female students to participate in Flag Football and Volleyball programs at Freshman Orientation. 2. Increase number of female athletes participating in JV Soccer. 3. Recruitment drive for more cross sports participation in female athletics – Spring/Fall. 4. Athletic Director and coaches will continue to visit feeder schools as well as distribute information on upcoming high school sports programs. 	<p>Antonio Williams, Athletic Director</p> <p>Antonio Williams, Athletic Director</p> <p>Antonio Williams, Athletic Director</p> <p>Antonio Williams, Athletic Director</p>	<p>Aug. 2016</p> <p>Aug. 2016</p> <p>Aug. 2016</p> <p>May 2017</p>	<p>Complete Aug. 2016</p> <p>Incomplete JV Soccer team/ Aug. 2016</p> <p>Complete Oct. 2016</p> <p>In progress-March 2017</p>

I hereby verify that the above Corrective Action Plan Status Report has been implemented to bring our school into compliance within the time frame listed in the 2015-2016 Equity Plan.



Signature, Principal

8/17/17
Date

**PART IV
ISSUES IN ATHLETICS**

**(STATUS REPORT from)
2015-2016**

District: **Broward**

School: **Fort Lauderdale High**

Athletics Corrective Action Plan for Non-Compliance Components

(1) Gender Equity in Athletics Component	(2) Planned Actions To Address Deficiencies Found in Athletics	(3) Responsible Person(s) and Contact Information	(4) Time Lines	(5) Status
6. Softball Scoreboard	Project has been approved by the county for three years running. School has followed up on why softball scoreboard has not been installed. We renewed our efforts again this school year and have been told Broward County will be coming out to install softball scoreboard.	TJ Lawrence tjlawrence@browardschools.com 754-322-1155	Should be complete by end of year 2016	Softball Scoreboard was installed and in complete use as of February 2017.

I hereby verify that the above Corrective Action Plan Status Report has been implemented to bring our school into compliance within the time frame listed in the 2015-2016 Equity Plan.



Signature, Principal

3/17/17

Date

**PART IV
ISSUES IN ATHLETICS**

**(STATUS REPORT from)
2015-2016**


District: **Broward**

School: **Hallandale High**

Athletics Corrective Action Plan for Non-Compliance Components

(1) Gender Equity in Athletics Component	(2) Planned Actions To Address Deficiencies Found in Athletics	(3) Responsible Person(s) and Contact Information	(4) Time Lines	(5) Status
Sports and levels of competition effectively accommodate the interests and abilities of members of both sexes.	Present Athletic programs and sports offered to future students at Hallandale High. Informational session for parents and students about athletic programs and the requirements. Place Athletic programs on school website: Sports offered, requirements Athletic table displaying sports offered and accomplishments academically and on the playing field. Create Twitter account to promote Athletics.	Anthony Shinhoster Anthony.Shinhoster@browardschools.com 754-323-0960 (Office) 305-849-0544 (Cell) Frederica Carter Frederica.Carter@browardschools.com 754-462-3076 (Office)	End of Year Assembly (March 16) Beginning of Year Assembly (August 16) Athletics Parent Night (Sept. 16) Daily Open House (TBA) Current	Completed Completed Completed Completed Completed Completed

I hereby verify that the above Corrective Action Plan Status Report has been implemented to bring our school into compliance within the time frame listed in the 2015-2016 Equity Plan.


Signature, Principal

3/3/17
Date

**PART IV
ISSUES IN ATHLETICS**

**(STATUS REPORT from)
2015-2016**

District: **Broward**

School: Hollywood Hills High

Athletics Corrective Action Plan for Non-Compliance Components

(1) Gender Equity in Athletics Component	(2) Planned Actions To Address Deficiencies Found in Athletics	(3) Responsible Person(s) and Contact Information	(4) Time Lines	(5) Status
Sports and levels of competition effectively accommodate the interest and abilities of both sexes	The athletics department will promote JV and Varsity sports for female athletes during articulation, Freshman Orientation, and Open House. Hollywood Hills will promote JV and Varsity Sports during daily announcements for the existing student body.	Athletic Director	August 2016	The Athletic Department promoted all sports during articulation, Open House, Freshman Orientation, and Highlight on Hills
	The athletics department will make every effort to field a JV team in basketball, soccer, and softball.	Athletic Director	August 2016	JV and Varsity sports were promoted during daily announcements.
	The athletics department will continue to implement public relations initiatives, including inviting feeder schools sports teams to attend Hollywood Hills athletic events.	Athletic Director and Coaching Staff	August 2016	New Coaches were hired allowing for a larger number of participants in each of these sports.
		Athletic Director and coaching staff	August 2016 – May 2017	The athletics department invited our feeder schools to all athletics events.

I hereby verify that the above Corrective Action Plan Status Report has been implemented to bring our school into compliance within the time frame listed in the 2015-2016 Equity Plan.

Jacqueline Smith
Signature, Principal

3/8/17
Date

**PART IV
ISSUES IN ATHLETICS**

**(STATUS REPORT from)
2015-2016**


District: **Broward**

School: **Monarch High**

Athletics Corrective Action Plan for Non-Compliance Components

(1) Gender Equity in Athletics Component	(2) Planned Actions To Address Deficiencies Found in Athletics	(3) Responsible Person(s) and Contact Information	(4) Time Lines	(5) Status
Did not have enough girls participating in JV sports	<p>We will start summer programs to offer free breakfast and free lunch and in between have sports conditioning and open gym.</p> <p>We will try to hire female teachers who are interested in coaching females.</p> <p>We will go to community to access their summer programs.</p> <p>We will run some intramural programs during the year to help spark interest.</p>	<p>754-322-1400</p>	<p>We have an increase in JV sports and numbers for the 2016-2017 school year.</p>	<p>Offering breakfast helped with our summer programs.</p> <p>We hired a couple of female coaches this year.</p> <p>The community programs were increased because of coaches promoting them.</p> <p>Because of intramural we added JV softball and JV flag football</p>

I hereby verify that the above Corrective Action Plan Status Report has been implemented to bring our school into compliance within the time frame listed in the 2015-2016 Equity Plan.



 Signature of Principal

3/2/17

 Date

**PART IV
ISSUES IN ATHLETICS**

**(STATUS REPORT from)
2015-2016**


District: **Broward**

School: **Northeast High**

Athletics Corrective Action Plan for Non-Compliance Components

(1) Gender Equity in Athletics Component	(2) Planned Actions To Address Deficiencies Found in Athletics	(3) Responsible Person(s) and Contact Information	(4) Time Lines	(5) Status
Accommodations of Interest and Abilities	Northeast will promote Girls Flag Football and are in the process of hiring a female teacher to be the Girls Swimming and Water Polo Coach. A new female coach on campus will increase female student participation.	Dawn Conrad Athletic Director 754-322-1550 Dawn.conrad@browardschools.com	2016-2017	We hired a female swimming and water polo coach to help increase female participation and we actively promote Girls Flag Football. Currently we have 25 female flag football athletes.

I hereby verify that the above Corrective Action Plan Status Report has been implemented to bring our school into compliance within the time frame listed in the 2015-2016 Equity Plan.



Signature, Principal

3/8/17

Date

**PART IV
ISSUES IN ATHLETICS**

(STATUS REPORT from)
2015-2016


District: **Broward**

School: **Nova High**

Athletics Corrective Action Plan for Non-Compliance Components

(1) Gender Equity in Athletics Component	(2) Planned Actions To Address Deficiencies Found in Athletics	(3) Responsible Person(s) and Contact Information	(4) Time Lines	(5) Status
Our female enrollment (54%) continues to be higher than our male enrollment (46%).	Continue to recruit/promote Varsity and JV programs in all sports through middle school meetings, New to Nova Parent Night, New to Nova registration, Orientation and Summer Camps. In addition, we are opening up course offerings in PE to draw more females into PE classes, which may lead to increased involvement in athletics.	Heidi J. Jones 754-323-1742	Spring/Summer Jan. 2016 – July 2016 Fall Sept. 2016 Winter Dec. 2016 Spring Jan. 2017	The number of female athletes increased from 196 (Varsity) and 48 (JV) to 208 (Varsity) and 49 (JV), but our female enrollment continues to be at 54% versus male enrollment at 46%. We offered a special PE course for female athletes to register for, but only seven students registered. And with the loss of the single gender classroom option, we were hoping that the addition of a female PE coach would assist in promoting athletics with our females.

I hereby verify that the above Corrective Action Plan Status Report has been implemented to bring our school into compliance within the time frame listed in the 2015-2016 Equity Plan.


Signature, Principal

3/15/17
Date

**PART IV
ISSUES IN ATHLETICS**

**(STATUS REPORT from)
2015-2016**

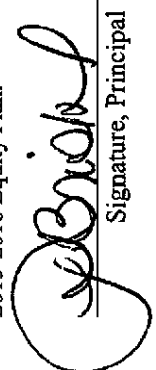
District: Broward

School: Plantation High

Athletics Corrective Action Plan for Non-Compliance Components

(1) Gender Equity in Athletics Component	(2) Planned Actions To Address Deficiencies Found in Athletics	(3) Responsible Person(s) and Contact Information	(4) Time Lines	(5) Status
Sports and levels of competition effectively accommodate the interest and abilities of members of both sexes.	<p>Plantation High school will use the following strategies to promote our sports programs to increase participation:</p> <ul style="list-style-type: none"> • Specifically promote Girls' volleyball and basketball to bring back Junior Varsity teams for each sport. • Use Twitter, Facebook and other social media as a means of reaching potential female athletes • Promote sports teams with try-out dates in school newsletter • Promote sports at Freshman Orientation, Open House and Magnet Open House events 	<p>William Banks, Athletic Director William.d.banks@browardschools.com 754-322-1935</p>	<p>May 1 through August 31, 2016</p>	<p>Completed</p> <p>Completed (Promoted Through morning Announcements as well)</p> <p>Completed (Highlighted in City of Plantation Magazine)</p> <p>Completed</p>

I hereby verify that the above Corrective Action Plan Status Report has been implemented to bring our school into compliance within the time frame listed in the 2015-2016 Equity Plan.


Signature, Principal

3/17/17
Date

**PART IV
ISSUES IN ATHLETICS**

**(STATUS REPORT from)
2015-2016**

District: Broward

School: Pompano Beach High

Athletics Corrective Action Plan for Non-Compliance Components				
(1) Gender Equity in Athletics Component	(2) Planned Actions To Address Deficiencies Found in Athletics	(3) Responsible Person(s) and Contact Information	(4) Time Lines	(5) Status
	<ol style="list-style-type: none"> 1. Continue to push and improve the recruitment of female athletes through announcements and handouts. 2. Work with teachers interested in coaching to help fill positions that involve girls. 3. Using the website we will push tryout dates so everyone knows the dates 4. Work with booster club and student organizations to find out about possible athletes. 5. Work with free t-shirt giveaway to entice participation as we did in 15-16 	Jason Frey 954-801-0211	All year	Completed and being continued

I hereby verify that the above Corrective Action Plan Status Report has been implemented to bring our school into compliance within the time frame listed in the 2015-2016 Equity Plan.


Signature, Principal

3/17/17
Date

**PART IV
ISSUES IN ATHLETICS**

**(STATUS REPORT from)
2015-2016**


District: Broward

School: South Broward High

Athletics Corrective Action Plan for Non-Compliance Components

(1) Gender Equity in Athletics Component	(2) Planned Actions To Address Deficiencies Found in Athletics	(3) Responsible Person(s) and Contact Information	(4) Time Lines	(5) Status
<p>1. Sports and levels of competition effectively accommodate interest and abilities of members of both sexes.</p>	<ul style="list-style-type: none"> • Offer Girls JV Soccer and Flag Football • Attend Freshman Orientation and recruit more female athletes • Make daily announcements to recruit more female athletes. • Post signs around campus to educate and recruit more female athletes. 	<p>Athletic Director Joshua Shapiro AP of Athletics Darius Saunders</p>	<p>2016-2017 School Year</p>	<p>Our numbers did not increase for our female students. We will continue to recruit girls for sports through daily announcements and school wide posters.</p>

I hereby verify that the above Corrective Action Plan Status Report has been implemented to bring our school into compliance within the time frame listed in the 2015-2016 Equity Plan.



 Signature, Principal

3/19/17

 Date

**PART IV
ISSUES IN ATHLETICS**

**(STATUS REPORT from)
2015-2016**

District: **Broward**

School: **Stoneman Douglas High**

Athletics Corrective Action Plan for Non-Compliance Components

(1) Gender Equity in Athletics Component	(2) Planned Actions To Address Deficiencies Found in Athletics	(3) Responsible Person(s) and Contact Information	(4) Time Lines	(5) Status
Athletic Equity component 1. Accommodation of Interests and Abilities	1. Continue to have athletic presentation during Curriculum Nigh and Freshman Orientation. 2. Continue to hang recruitment posters throughout the school.	Chris Hixon, AD chris.hixon@browardschools.com Chris Hixon, AD chris.hixon@browardschools.com	March 2017 August 2017 School year 2017-18	1. Attended events and have table for questions. Will continue. 2. Teams did posters and announcements during sign up periods. Announcements are made reporting scores and upcoming events. Will continue. 3. Coaches visited middle schools and invited middle school teams to games. Will do every year 4. Discussed with coaches at meeting to do announcements, visit middle school games, and invite middle schools to our games. Will continue. 5. Added JV Lacrosse there were not enough girls interested this year. Working with middle school and rec programs for girls to continue playing.
	3. Continue to have coaches visit feeder middle schools and discuss athletic opportunities to students coming to our school. 4. Discuss with coaches the importance of promoting their sports at beginning of year meetings.	Chris Hixon, AD chris.hixon@browardschools.com	May of each school year	
	5. Discuss with county office for possible JV Lacrosse program	Chris Hixon, AD chris.hixon@browardschools.com	August 2017	
		Chris Hixon, AD chris.hixon@browardschools.com	May 2017- Jan. 2018	

I hereby verify that the above Corrective Action Plan Status Report has been implemented to bring our school into compliance within the time frame listed in the 2015-2016 Equity Plan.



 Signature, Principal

 3/17/17
 Date

**PART IV
ISSUES IN ATHLETICS**

**(STATUS REPORT from)
2015-2016**


District: **Broward**

School: **Western High**

Athletics Corrective Action Plan for Non-Compliance Components

(1) Gender Equity in Athletics Component	(2) Planned Actions To Address Deficiencies Found in Athletics	(3) Responsible Person(s) and Contact Information	(4) Time Lines	(5) Status
Sports and levels of competition effectively accommodate the interests and abilities of members of both sexes.	We continue to promote female participation at all grade levels. Concentrating on the 9 th grade round-up, open house, class meetings and at the middle school in the spring.	Parinaz Bristol Jermaine Hollis	2016-2017	Continued Monitoring

I hereby verify that the above Corrective Action Plan Status Report has been implemented to bring our school into compliance within the time frame listed in the 2015-2016 Equity Plan.



 Signature, Principal

3/14/17

 Date

PART V

**2016-2017 EDUCATIONAL EQUITY ACT PLAN
EMPLOYMENT EQUITY**

PART V

**2016-2017 EDUCATIONAL EQUITY ACT PLAN
EMPLOYMENT EQUITY**

**Section – A
Administrative & Instructional positions**

PART V - A EMPLOYMENT EQUITY

District: Broward		2016 – 2017 School District Administrative Positions											
Administrative Positions	Total	Black		Hispanic		White		Other		Female		Male	
		#	%	#	%	#	%	#	%	#	%	#	%
Student Demographics	225,740	89,501	40%	71,644	31%	49,422	22%	15,173	7%	108,469	48%	117,271	52%
District Level Admin	847	238	28%	182	21%	395	47%	32	4%	491	58%	356	42%
Principals													
Elementary	167	52	31%	31	19%	77	46%	7	4%	122	73%	45	27%
Middle	47	19	40%	7	15%	20	43%	1	2%	19	40%	28	60%
High	47	13	28%	7	15%	26	55%	1	2%	22	47%	25	53%
Other Schools	27	13	49%	2	7%	10	37%	2	7%	13	48%	14	52%
Total Principals	288	97	34%	47	16%	133	46%	11	4%	176	61%	112	39%
Assistant Principals													
Elementary	165	73	44%	35	21%	56	34%	1	1%	133	81%	32	19%
Middle	127	44	35%	24	19%	56	44%	3	2%	76	60%	51	40%
High	143	59	41%	23	16%	59	41%	2	2%	81	57%	62	43%
Other Schools	43	17	40%	5	12%	20	46%	1	2%	25	58%	18	42%
Total Assistant Principals	478	193	40%	87	18%	191	40%	7	2%	315	66%	163	34%

PART V - A
EMPLOYMENT EQUITY
(continued)

District: Broward		2016 – 2017 School District Instructional Positions											
Teachers Fall 2016	Total	Black		Hispanic		White		Other		Female		Male	
		#	%	#	%	#	%	#	%	#	%	#	%
Student Population	225,740	89,501	40%	71,644	31%	49,422	22%	15,173	7%	108,469	48%	117,271	52%
Classroom Teachers													
Elementary	6,714	1,610	24%	1,465	22%	3,450	51%	189	3%	6,115	91%	599	9%
Middle	2,928	1,021	35%	516	18%	1,282	43%	109	4%	2,172	74%	756	26%
High	3,642	1,037	28%	621	17%	1,828	50%	156	5%	2,232	61%	1,410	39%
Other Schools	2,753	732	27%	480	17%	1,457	53%	84	3%	2,407	87%	346	13%
Total Teachers	16,037	4,400	27%	3,082	19%	8,017	50%	538	4%	12,926	81%	3,111	19%
New Hires Fall 2016	1,810	668	37%	456	25%	620	34%	66	4%	1,375	76%	435	24%
Guidance Counselors													
Elementary	147	49	33%	24	16%	69	47%	5	4%	139	95%	8	5%
Middle	120	54	45%	23	19%	39	33%	4	3%	104	87%	16	13%
High	204	80	39%	48	24%	71	35%	5	2%	159	78%	45	22%
Other Schools	123	33	27%	27	22%	62	50%	1	1%	95	77%	28	23%
Total Guidance Counselors	594	216	36%	122	20%	241	41%	15	3%	497	84%	97	16%

PART V

**2016-2017 EDUCATIONAL EQUITY ACT PLAN
EMPLOYMENT EQUITY**

**Section – B
Explanation of Ethnic and Gender Representation**

PART V - B
2016-2017 EDUCATIONAL EQUITY ACT PLAN
Employment Equity
Explanation of Ethnic and Gender Representation

The School Board of Broward County, Florida is an equal opportunity employer and does not discriminate on the basis of age, color, disability, gender identity, gender expression, marital status, national origin, race, religion, sex, or sexual orientation. The District approaches the filling of all vacant positions requiring highly qualified candidates who are well prepared, high performing and dedicated individuals to fill the positions. With this in mind, the District offers several leadership programs in order to prepare interested employees for leadership roles and encourages all qualified candidates to apply. The District also presents and attends many minority recruiting job fairs seeking applicants for instructional and non-instructional positions.

Talent Acquisition & Operations (Non-Instructional)

The School Board of Broward County, Florida is committed to the provision of equal access in all student, employment and business programs, activities, services and operations that are operated or provided directly by the Board, as well as those operated or provided by another entity on behalf of the Board under contractual or other arrangement.

The School Board has policies reinforcing efforts to meet the growing needs associated with a diverse student and employee population. The Talent Acquisition & Operations (Non-Instructional) team fosters a recruitment and employment model designed to ensure exceptional efforts are carried out to identify a diverse applicant pool. Further, in our efforts to fill administrative positions, we utilize specialized sourcing platforms to assist in recruitment efforts which includes working closely with outside organizations like Council of Great City Schools, BROAD (Urban Education) and other recruitment outlets. We participate in various job fairs and other events working closely with individuals with disabilities and veterans. During the 2016-2017 School Year, the District implemented a Leader Tracking System, which further supports our efforts to monitor future leaders for employment opportunities. In addition, we utilize colleges and universities to promote employment opportunities for a diverse applicant pool. In our efforts to maintain continuous improvement, our District will

continue to utilize various outlets to ensure we address any ethnic or gender underrepresentation we may encounter.

Talent Acquisition & Operations (Instructional)

The best practices related to recruiting, preparing, hiring or retaining teachers of color

- **Visit Colleges/Universities:** Visit historically black colleges/universities; target other universities that have large minority populations
- **Urban City Interviews:** We review and evaluate applicant data to determine the cities where our candidates live. We focus on urban cities where we typically attract a diverse pool of candidates. We target these cities and schedule city interviews/promotional events. The personal city visits allow us to meet with the candidates and/or groups of candidates to share information on teaching in Broward. The city interviews have proven successful especially with hiring teachers with relevant experiences similar to Broward.
- **Promote "You Too Can Teach" campaign.** This campaign promotes Broward's alternative certification program and targets candidates that are non-education majors to encourage them to consider teaching with BCPS. Colleges/universities do not produce many minority education graduates. The alternative certification program gives Broward the opportunity to offer more teaching positions to minorities.
 - The Staffing department attends local community events that target minority populations (i.e. sorority, fraternity, churches, etc).
 - The campaign is geared to motivate current internal employees (i.e. substitutes and paraprofessionals) where we have a large minority population.
- **Urban Teacher Academy Program (UTAP):** UTAP implements innovations that support college access and success through an innovative "grow your own" teachers program that employs practices and strategies for high-need high school students to prepare for and graduate from college with a bachelor's degree. This "pre-service" equips these students to enter the teaching profession and be knowledgeable about the teaching skills required by a BCPS teacher. The

UTAP program is in high schools with a large minority population.

- **Advertising & Marketing:** Utilize *social media* platforms, print ads and job boards to recruit, network, and advertise. Social media (Facebook, LinkedIn and Twitter). Print/online advertisements are posted in city newspapers, minority publications, college and professional publications. Advertisements are geared to specific groups, interest and demographics depending on the school and position.
- **Build one to one relationships with candidates:** Broward personally works with each recruit to find the right placement. It is important to match candidates with leaders where they can thrive as educators.
- **Creating Ambassador Roles:** Create a community of diverse teacher leaders who share experiences and backgrounds.

PART VI

**2016-2017 EDUCATIONAL EQUITY ACT PLAN
SINGLE - SEX SCHOOLS AND CLASSES**

PART VI
2016-2017 EDUCATIONAL EQUITY ACT PLAN
Single-Sex Schools and Classes

The School Board of Broward County, Florida discontinued single-sex education on June 30, 2016 in accordance with a Resolution Agreement between Broward County Public School, Florida and The U.S. Department of Education, Office for Civil Rights regarding OCR Complaint #04-14-1738. Contact persons for this area are: Leslie Brown, Chief Portfolio Services Officer 754-321-2100, Leona Miracola, Director, Innovative Programs 754-321-2070.

Not Applicable

PART VI

**2016-2017 EDUCATIONAL EQUITY ACT PLAN
SINGLE - SEX SCHOOLS AND CLASSES**

**Section – A
Single- Sex Schools**

PART VI

**2016-2017 EDUCATIONAL EQUITY ACT PLAN
SINGLE - SEX SCHOOLS AND CLASSES**

**Section – B
Single-Sex Classes**

PART VI

**2016-2017 EDUCATIONAL EQUITY ACT PLAN
SINGLE - SEX SCHOOLS AND CLASSES**

**Section – C
Single-Sex Classes – Questions**

PART VI - C

2016-2017 EDUCATIONAL EQUITY ACT PLAN Single-Sex Classes Questions

Questions about implementation of Title IX, especially as it applies to single-sex education:

- ❖ Does the district offer single-sex education? No
- ❖ How is single-sex education being justified? N/A
- ❖ How does the district keep track of single-sex public education? N/A
- ❖ What does the district do to insure there is no illegal sex segregation in education? N/A
- ❖ Is single-sex education intended to decrease sex discrimination in the outcomes? N/A
- ❖ Do the schools provide comparable co-educational options? N/A
- ❖ How are single-sex educational options reviewed, monitored, and evaluated to insure that they are legal? N/A
- ❖ Who is involved in the evaluation and guidance on the implementation of single-sex education? N/A
- ❖ What assurances are provided to insure that single-sex or co-educational options are completely voluntary? N/A
- ❖ Are there pre-implementation reviews of proposed single-sex education? N/A
- ❖ What entities review and approve single-sex options, and what standards do they use? N/A
- ❖ Is there assistance from external groups for training or consultation? N/A
- ❖ How does the district monitor to insure that single-sex education is not contributing to gender stereotypes or sex discrimination in outcomes? For example, is data provided on girls compared to boys, or on any other populations, such as low-income minority boys compared to low-income minority girls? N/A
- ❖ Do you or anyone else monitor to learn if there is equity between and among the single-sex groupings and the mixed-sex alternatives on equity measures? N/A

PART VI

**2016-2017 EDUCATIONAL EQUITY ACT PLAN
SINGLE - SEX SCHOOLS AND CLASSES**

**Section – D
Single-Sex Classes – Notices**

PART VI - D

**2016-2017 EDUCATIONAL EQUITY ACT PLAN
Single-Sex Classes - Notices**

Not Applicable

PART VI

**2016-2017 EDUCATIONAL EQUITY ACT PLAN
SINGLE - SEX SCHOOLS AND CLASSES**

**Section – E
Single-Sex Classes – Evaluation Verification Form**

PART VII

**2016-2017 EDUCATIONAL EQUITY ACT PLAN
TREATMENT OF PREGNANT AND PARENTING STUDENTS**

PART VII

2016-2017 EDUCATIONAL EQUITY ACT PLAN Treatment of Pregnant and Parenting Students

To ensure that pregnant and parenting students are treated in compliance with the requirements of Title IX and Section 1003.54, F.S., the District was asked to respond to the following questions regarding programs for pregnant and parenting students:

- (1) How does the district make provisions for pregnant and parenting students to complete the coursework necessary to earn a high school diploma? How are ancillary services (such as child care, health care, social services, parent education and transportation) provided?
- (2) If the district operates a separate program for pregnant and parenting students, how are students informed of the different curricula, services or other options available through the program versus what is available at their home schools? (Attach brochure(s) used to inform pregnant and parenting students of their educational options.)
- (3) How are school counselors and administrators trained to effectively advise pregnant or parenting students of their options to participate in regular classroom activities or enroll in a special program, and their access to curricular, extracurricular, and ancillary service programs?

The District currently has three different locations that offer assistance and guidance to pregnant and parenting students (Charles Drew Resource Center is a part of Dave Thomas Education Center, Henry D. Perry Education Center, and Seagull Alternative High School.) Contact persons for this area are: Ms. Tracy Lockhart-Talley, Principal, Charles Drew Resource Center/Dave Thomas Education Center, Bardetta D. Haygood, Principal, Henry D. Perry Education Center, and Mr. Bonnie Clemon, Principal, Seagull Alternative High School. The following pages provides the District's response to the above three (3) questions from each location:

Charles Drew Resource Center/Dave Thomas Education Center

1. The Teen Parent Program at Charles Drew Resource Center is a part of Dave Thomas Education Center, an alternative school that provides an educational opportunity for parenting teens in the north end of Broward County. A small staff instructs students in grades 7-12 in all subjects required for promotion and high school graduation. A competency-based curriculum, aligned to state standards, is used for students to earn credits and prepare students for assessments such as; FCAT, FSA and EOCs. Additionally, each student receives 15-20 minutes of whole group instruction that focuses on a specific standard or area of concern at the beginning of each class. Through this program the students are able to work at his/her pace to complete courses required for graduation.

Additionally, the students have the luxury of having their child(ren) on the campus while they are receiving their education. The teen parent child(ren) receives free quality childcare from our caregivers in the school's nursery. Learning is extended to the babies of the teen mothers through the use of a Creative Curriculum that prepares them for Head start.

Other on-site staff includes a guidance counselor, speech pathologist, ESE specialist, child development center director, security specialist, and campus monitor. A full-time registered nurse and a part-time social worker work collaboratively to ensure students are receiving in-house referrals as well as outside agencies referrals to address their various needs, i.e.: WIC, Food Stamps, Child Support, supportive counseling, parenting and childbirth education classes, an established and close working relationship between the director and the teen parents and a healthy start coordinator for parenting skills, child birth, and 'mommy and me' classes.

2. The district social worker and the school's social worker continually communicate with home school staff about referrals into the program. Members of the guidance team conduct presentations that explain the program to schools in our feeder pattern. The school's website and brochures are used to inform the public about the offerings available in the program.

3. Our School counselors and administrators receive ongoing staff development from district staff, school social worker, Amanda's Place staff and the Health Start nurse. These trainings provide staff with the necessary tools to address the various needs of our teen parent population.

Henry D. Perry Education Center

1. The pregnant and parenting students attending Henry D. Perry Education Center are enrolled in our Alternative High School. Students work at their own pace and receive support from their teachers. Coursework is modified and students are remediated until successful. We offer child care services through our Little Learners Child Development Center for students enrolled in our daytime Alternative High School program. The infants and toddlers receiving care are from ages 6 weeks to 5 years. Students receive door-to-door transportation through BCPS and receive a car seat at the time of registration. Onsite social services and health care include:
 - Full-time school Social Worker
 - Full-time Family Counselor
 - Academic Guidance Counselor
 - Memorial Health Mommy and Me services which includes parenting activities, Mommy and Me activities, group and individual counseling
 - Monthly seminars and workshops geared toward parenting skills, social and emotional support, college and career readiness, drug and alcohol prevention, drowning prevention
 - Students and their children receive a full breakfast and lunch daily. The children who are age appropriate also receive a snack daily.
 - All children enrolled in the Little Learners Child Development Center receive instruction with the use of Creative Learning and Frog Street curricula.

2. The home school advises students of the programs offered here at Henry D. Perry Education Center and refers students to our site. Additionally, information can be obtained via our school website at henrydperryeducationcenter.com, at the time of registration, students meet with both the grade level Guidance Counselor and the school Social Worker. At that time, all services are arranged and academic coursework is aligned to the students' specific needs to ensure graduation cohort requirements are being met. Students enrolled in our daytime Alternative High School program are the beneficiaries of free childcare services.

3. Henry D. Perry Education Center is an Alternative High School, which offers a teen parent and childcare component to provide students with the opportunity to complete their high school education and earn a high school diploma. All counselors and administrators are well versed in the program offerings, as we are the district's alternative center serving the southern portion of Broward County. Ongoing training is provided through district workshops and on-site professional development. All counselors, administrators, and caregivers are certified and/or licensed according to Broward County Public Schools requirements.

Seagull Alternative High School

1. A. The district has a program in place for pregnant and parenting students at Seagull Alternative High School located in Fort Lauderdale, Florida. The program is designed to provide an academic option for students who may be over-age for grade level, deficient in credits/GPA and/or need of child care.

B. Through its Child Development Center teen parents are provided the opportunity to continue to earn their high school diploma while their babies (six weeks to five years old) are cared for and provided an education to prepare them for head start, VPK, or Kindergarten. Ancillary and Social Services are available on campus and provides students with case management and education in:

- Prenatal Nutrition
- Childbirth
- Breastfeeding
- Parenting
- Developmental testing for the babies

Additionally: There is a full-time nurse on campus daily. Storks Nest is a partnership with Zeta Phi Beta Sorority that provide teen parents with self-development and child development training. Women of Tomorrow provide teen parents with mentorship and self-development services. Several courses in pre-natal care, child safety, and child development is provided by Broward Health.

2. A. Seagull distributes an annual Brochure and a quarterly Child Care Newsletter that details the programs and options available to our students.

3. A. Seagull's Child Care Development Center is a Broward County Schools facility and is bound by the operational and professional policies and regulations developed by the Broward County Public Schools. Therefore; all staff members are professionally trained and certified by the Florida Department of Education, and the Department of Children and Families. Seagull is also licensed by County of Broward Licensing Division and is randomly inspected by them to make sure personnel and all standards are in compliance with the county's licensing regulations.